


# VUC ROSKILDE, ROSKILDE AFDELINGEN

Resultater



@Ventures  
Elevtrivselsundersøgelse

Indholdsfortegnelse

Indholdsfortegnelse..... **Fejl! Bogmærke er ikke defineret.**

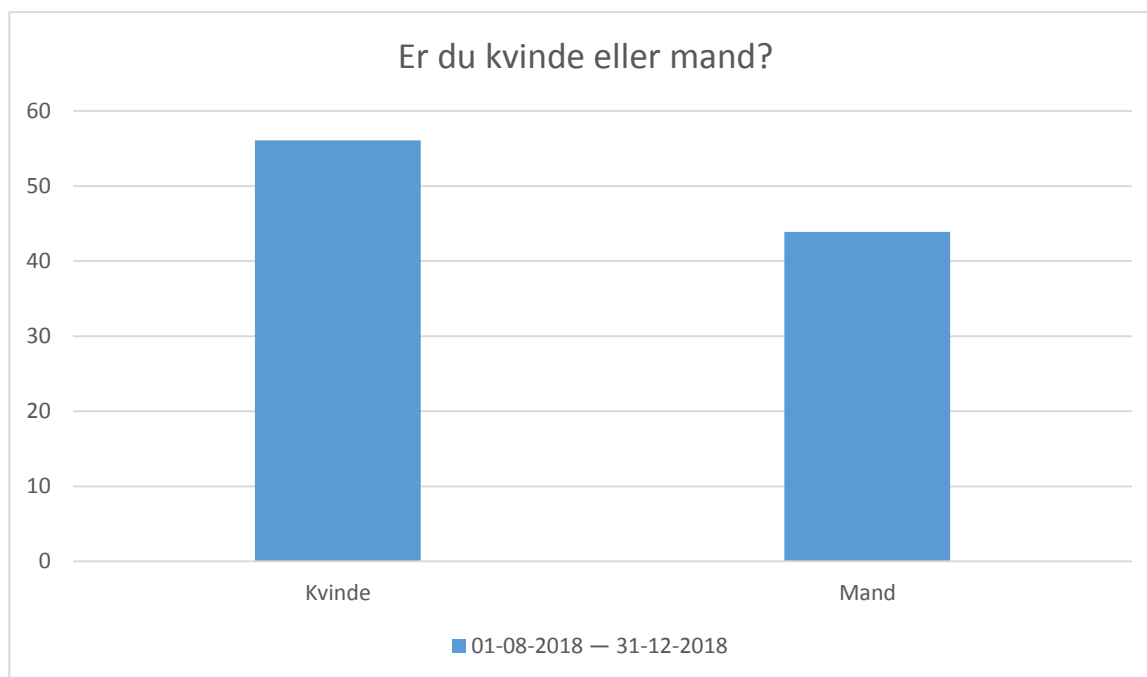
Overskrift..... **Fejl! Bogmærke er ikke defineret.**

Underoverskrift..... **Fejl! Bogmærke er ikke defineret.**

Tabel..... **Fejl! Bogmærke er ikke defineret.**

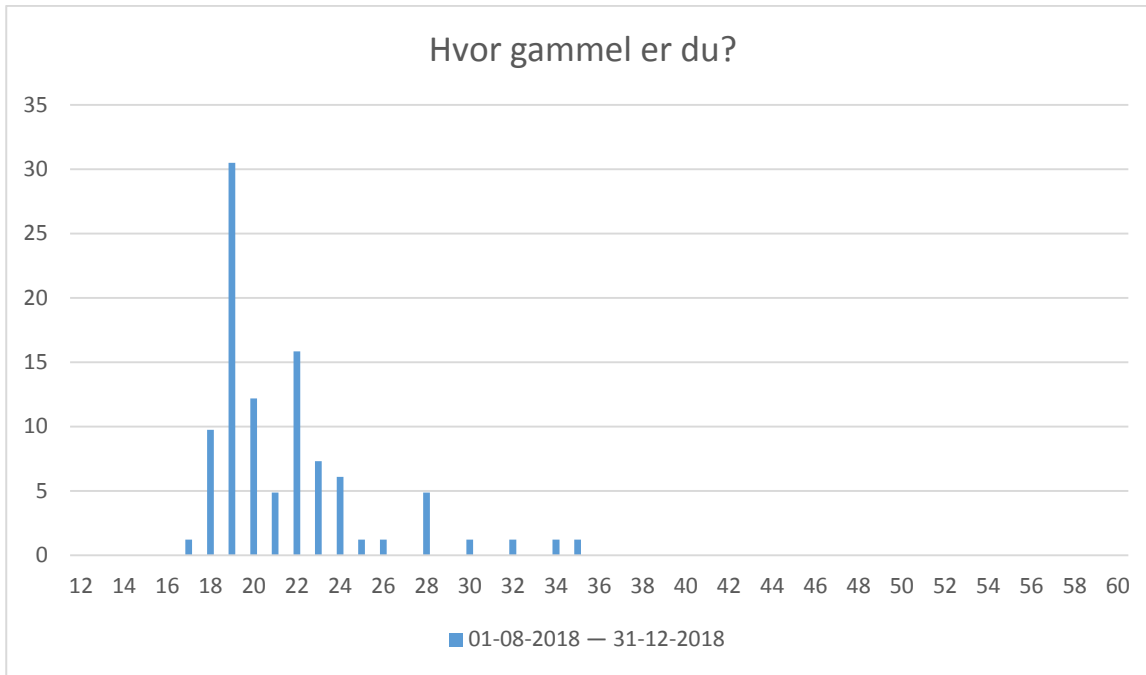
Diagrammer..... **Fejl! Bogmærke er ikke defineret.**

## Afsnit A



01-08-2018 — 31-12-2018; Gennemsnit og spredning kan ikke beregnes.

Svarmulighed	01-08-2018 — 31-12-2018: Antal	01-08-2018 — 31-12-2018: Andel (%)
Kvinde	46	56
Mand	36	44
Total	82	-

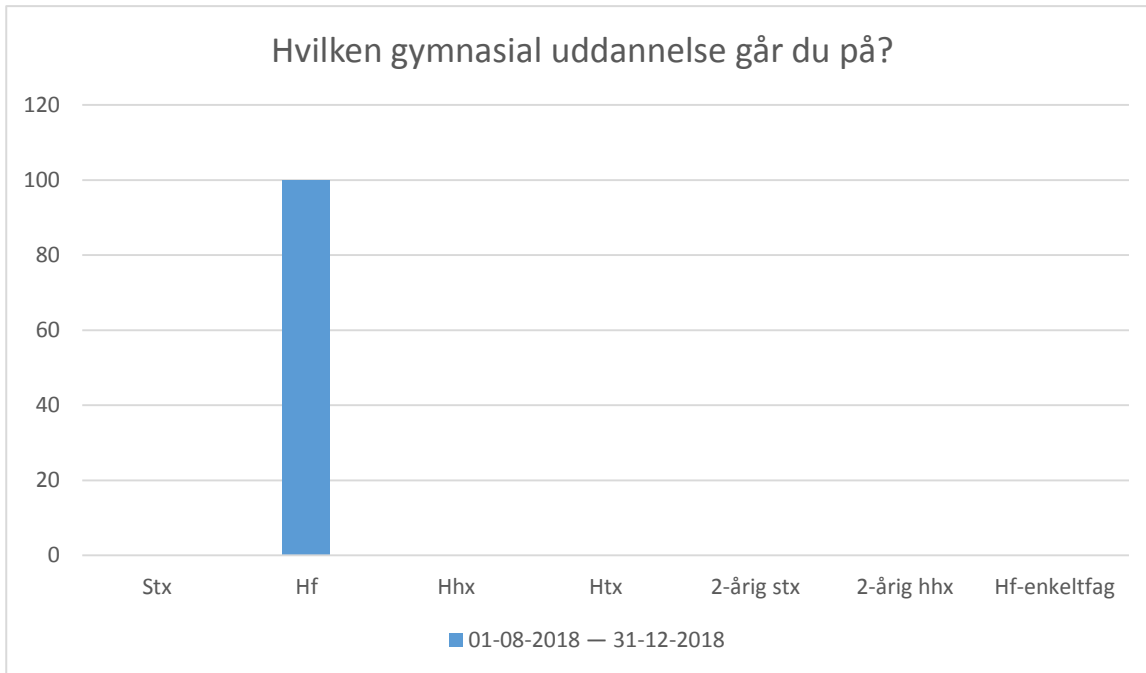


01-08-2018 — 31-12-2018; Gennemsnit: 21,4, spredning: 3,6

Svarmulighed	01-08-2018 — 31-12-2018: Antal	01-08-2018 — 31-12-2018: Andel (%)
12	0	0
13	0	0
14	0	0
15	0	0
16	0	0
17	1	1
18	8	10
19	25	30
20	10	12
21	4	5
22	13	16
23	6	7
24	5	6
25	1	1
26	1	1
27	0	0
28	4	5
29	0	0
30	1	1
31	0	0
32	1	1
33	0	0
34	1	1
35	1	1
36	0	0
37	0	0

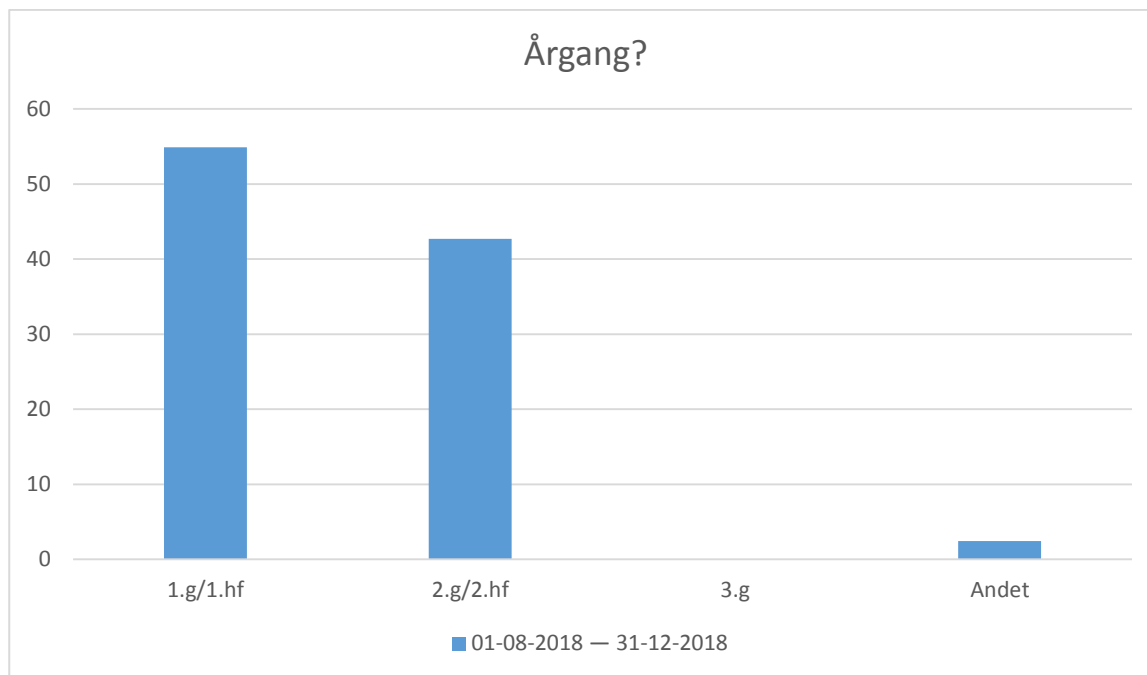
38	0	0
39	0	0
40	0	0
41	0	0
42	0	0
43	0	0
44	0	0
45	0	0
46	0	0
47	0	0
48	0	0
49	0	0
50	0	0
51	0	0
52	0	0
53	0	0
54	0	0
55	0	0
56	0	0
57	0	0
58	0	0
59	0	0
60	0	0
Total	82	-

## Afsnit B



01-08-2018 — 31-12-2018; Gennemsnit og spredning kan ikke beregnes.

Svarmulighed	01-08-2018 — 31-12-2018: Antal	01-08-2018 — 31-12-2018: Andel (%)
Stx	0	0
Hf	82	100
Hhx	0	0
Htx	0	0
2-årig stx	0	0
2-årig hhx	0	0
Hf-enkeltfag	0	0
Total	82	-



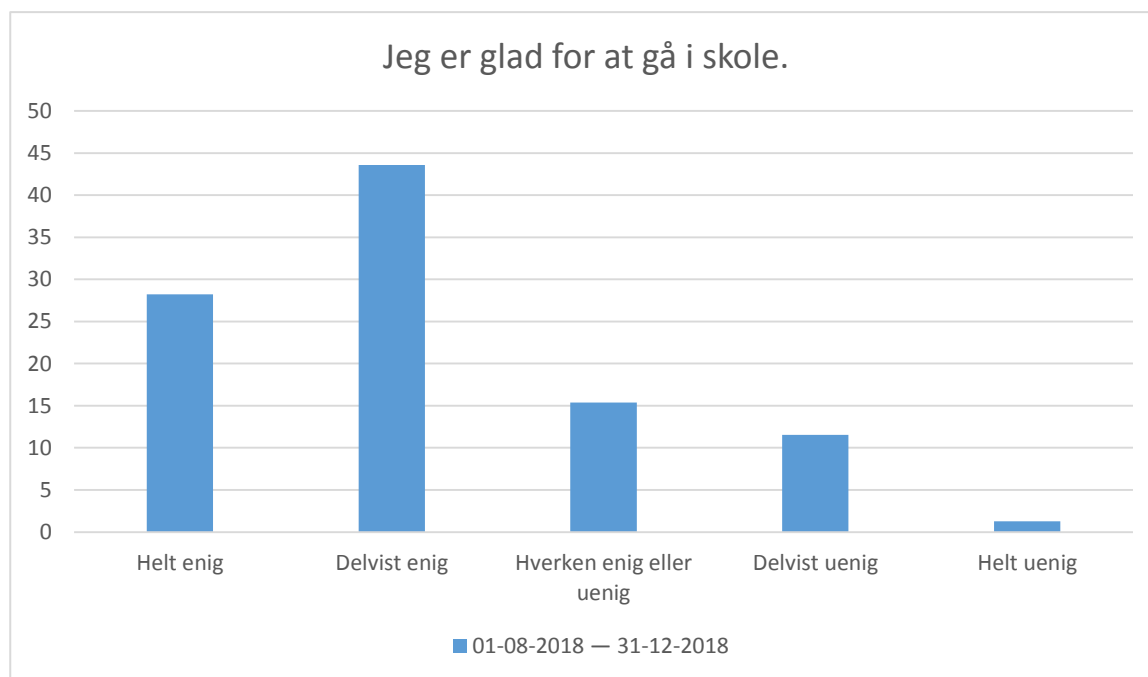
01-08-2018 — 31-12-2018; Gennemsnit og spredning kan ikke beregnes.

Svarmulighed	01-08-2018 — 31-12-2018: Antal	01-08-2018 — 31-12-2018: Andel (%)
1.g/1.hf	45	55
2.g/2.hf	35	43
3.g	0	0
Andet	2	2
<b>Total</b>	<b>82</b>	<b>-</b>

Hvilken klasse går du i (den klasse du har dansk sammen med)?

(kommentar; optælles ikke)

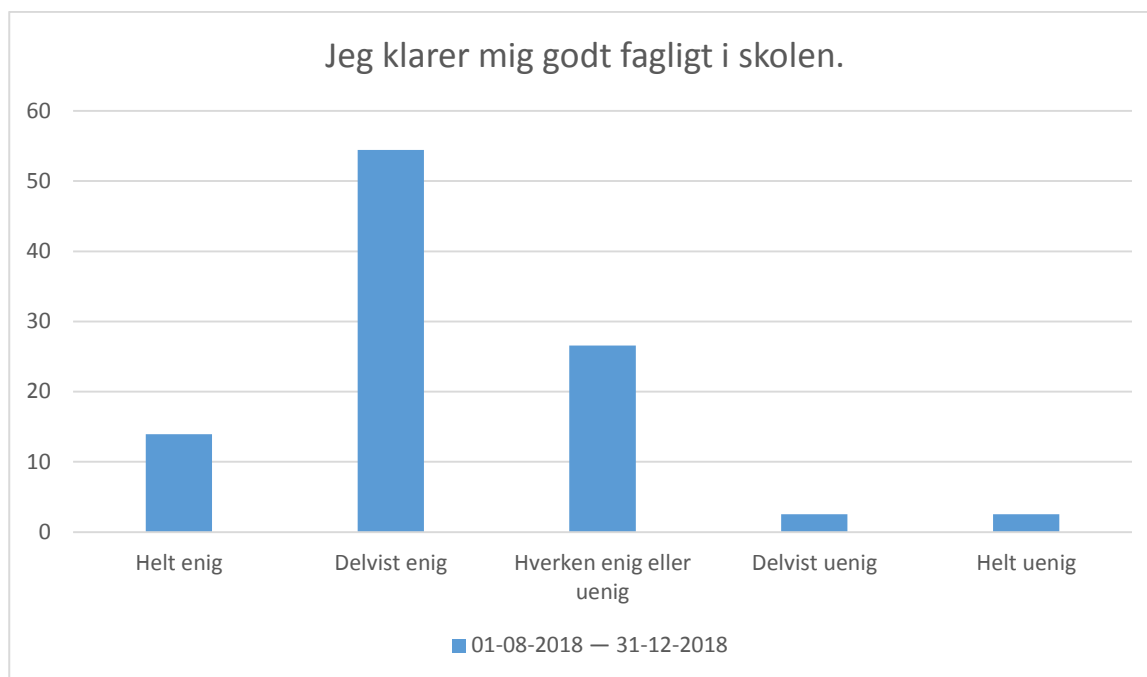
## Afsnit C



01-08-2018 — 31-12-2018; Gennemsnit: 3,9, spredning: 1

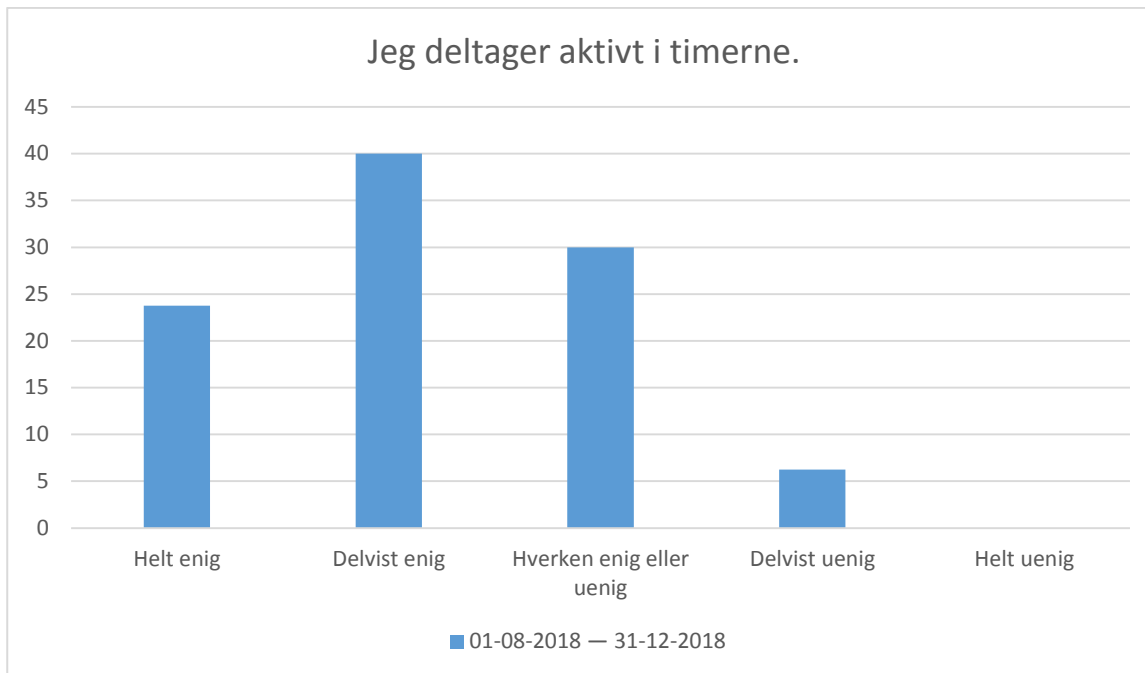
Svarmulighed	01-08-2018 — 31-12-2018: Antal	01-08-2018 — 31-12-2018: Andel (%)
Helt enig	22	28
Delvist enig	34	44
Hverken enig eller uenig	12	15
Delvist uenig	9	12
Helt uenig	1	1
Total	78	-





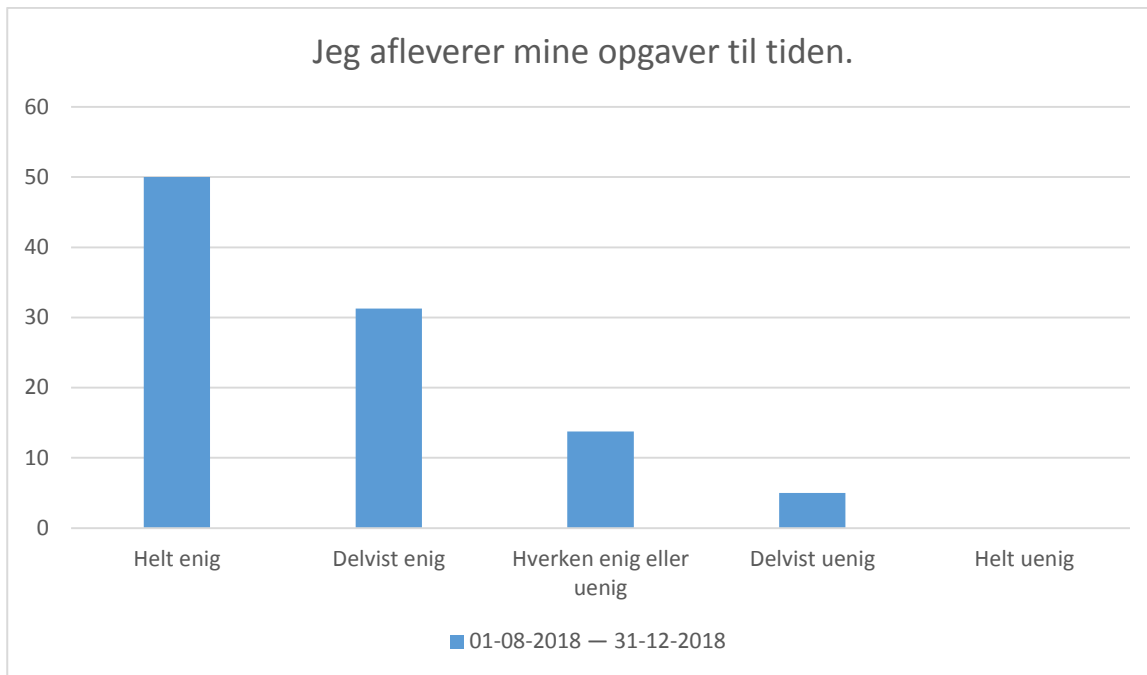
01-08-2018 — 31-12-2018; Gennemsnit: 3,7, spredning: 0,8

Svarmulighed	01-08-2018 — 31-12-2018: Antal		01-08-2018 — 31-12-2018: Andel (%)	
Helt enig	11	14	14	14
Delvist enig	43	54	54	54
Hverken enig eller uenig	21	27	27	27
Delvist uenig	2	3	3	3
Helt uenig	2	3	3	3
Total	79	-	-	-



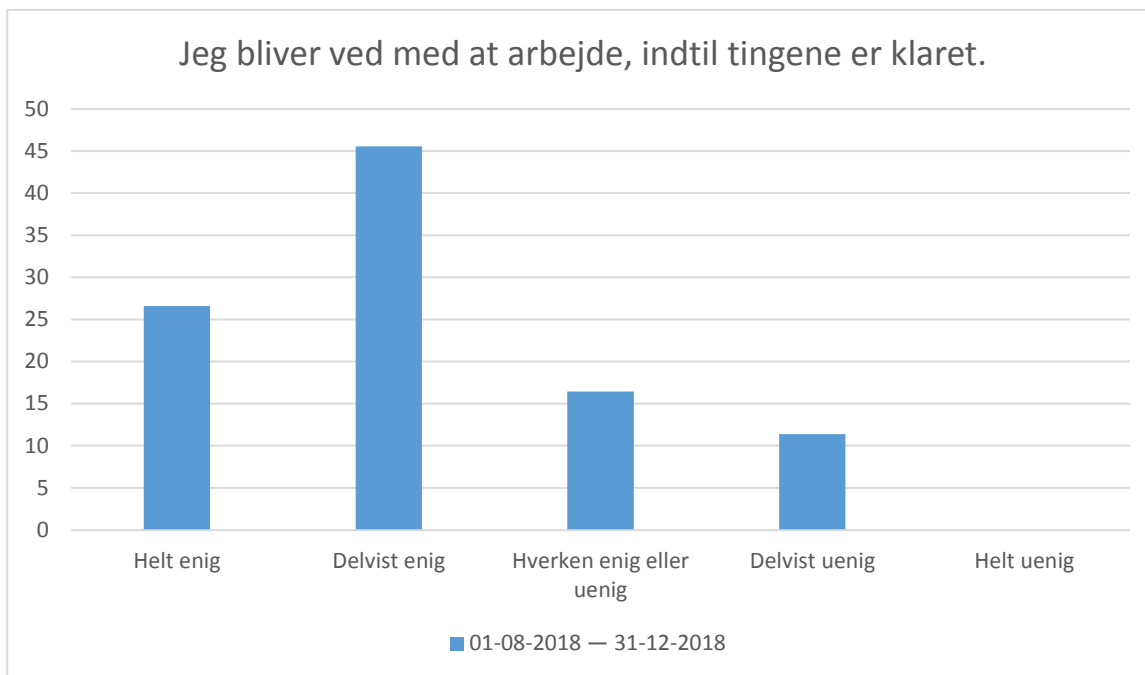
01-08-2018 — 31-12-2018; Gennemsnit: 3,8, spredning: 0,9

Svarmulighed	01-08-2018 — 31-12-2018: Antal	01-08-2018 — 31-12-2018: Andel (%)
Helt enig	19	24
Delvist enig	32	40
Hverken enig eller uenig	24	30
Delvist uenig	5	6
Helt uenig	0	0
<b>Total</b>	<b>80</b>	<b>-</b>



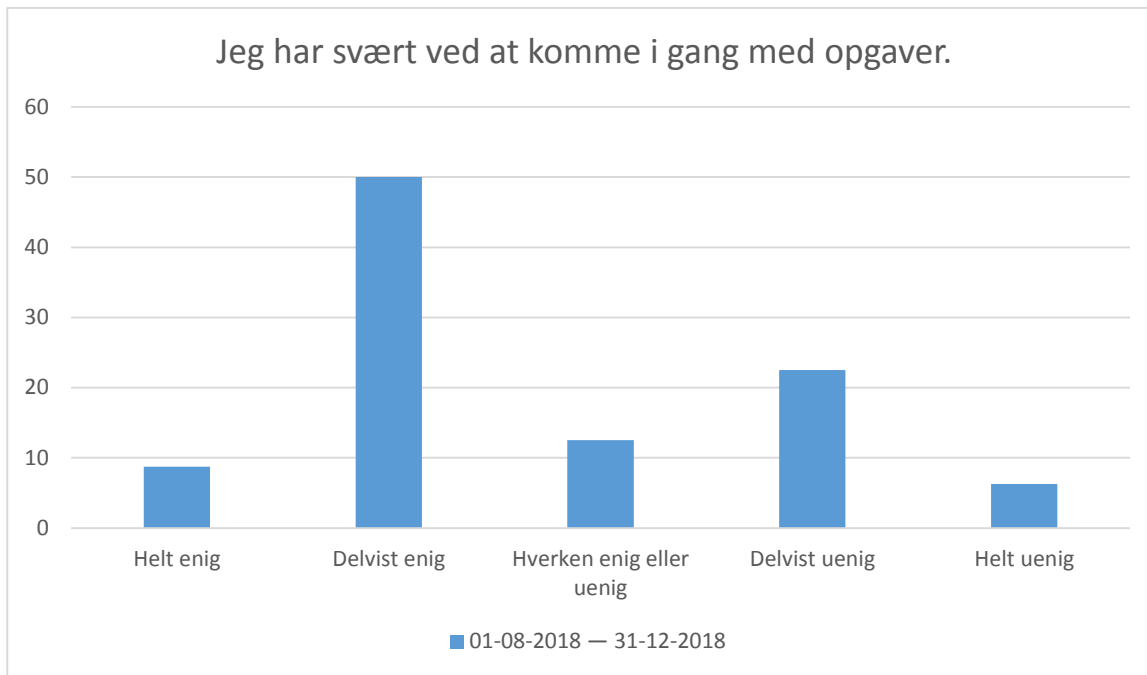
01-08-2018 — 31-12-2018; Gennemsnit: 4,3, spredning: 0,9

Svarmulighed	01-08-2018 — 31-12-2018: Antal		01-08-2018 — 31-12-2018: Andel (%)	
Helt enig	40	50	50	50
Delvist enig	25	31	31	31
Hverken enig eller uenig	11	14	14	14
Delvist uenig	4	5	5	5
Helt uenig	0	0	0	0
Total	80	-	-	-



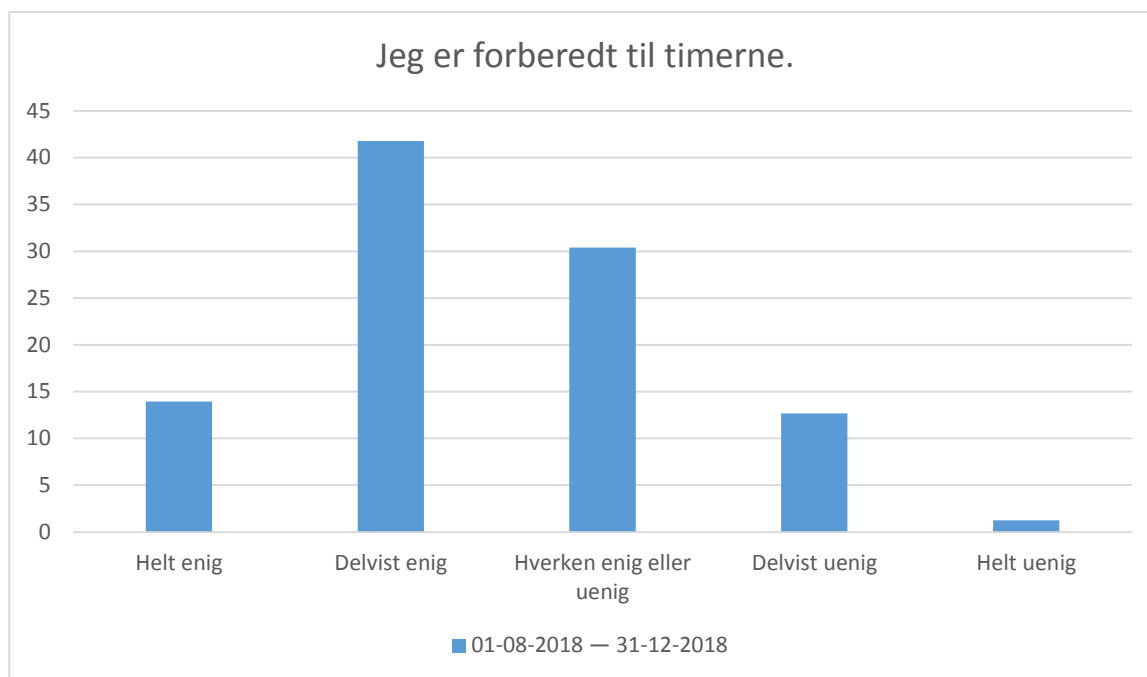
01-08-2018 — 31-12-2018; Gennemsnit: 3,9, spredning: 0,9

Svarmulighed	01-08-2018 — 31-12-2018: Antal		01-08-2018 — 31-12-2018: Andel (%)	
Helt enig	21	36	27	46
Delvist enig	13	9	16	11
Hverken enig eller uenig	0	0	0	0
Delvist uenig	0	0	0	0
Helt uenig	0	0	0	0
Total	79	79	-	-



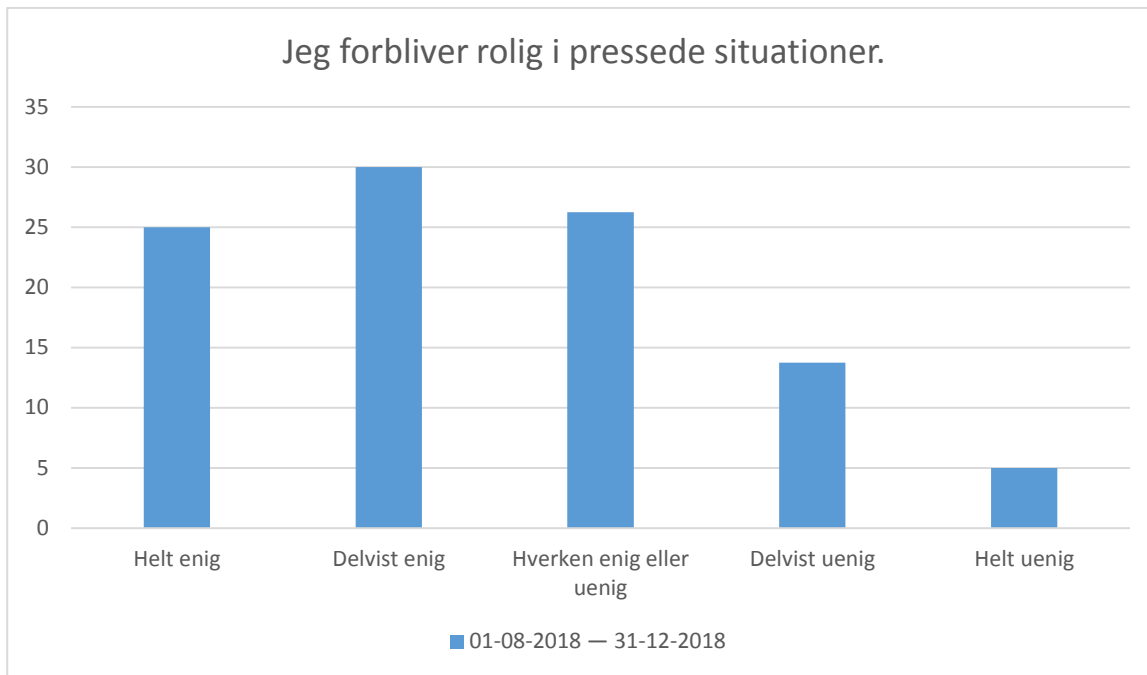
01-08-2018 — 31-12-2018; Gennemsnit: 3,3, spredning: 1,1

Svarmulighed	01-08-2018 — 31-12-2018: Antal		01-08-2018 — 31-12-2018: Andel (%)	
Helt enig	7		9	
Delvist enig	40		50	
Hverken enig eller uenig	10		13	
Delvist uenig	18		23	
Helt uenig	5		6	
Total	80		-	



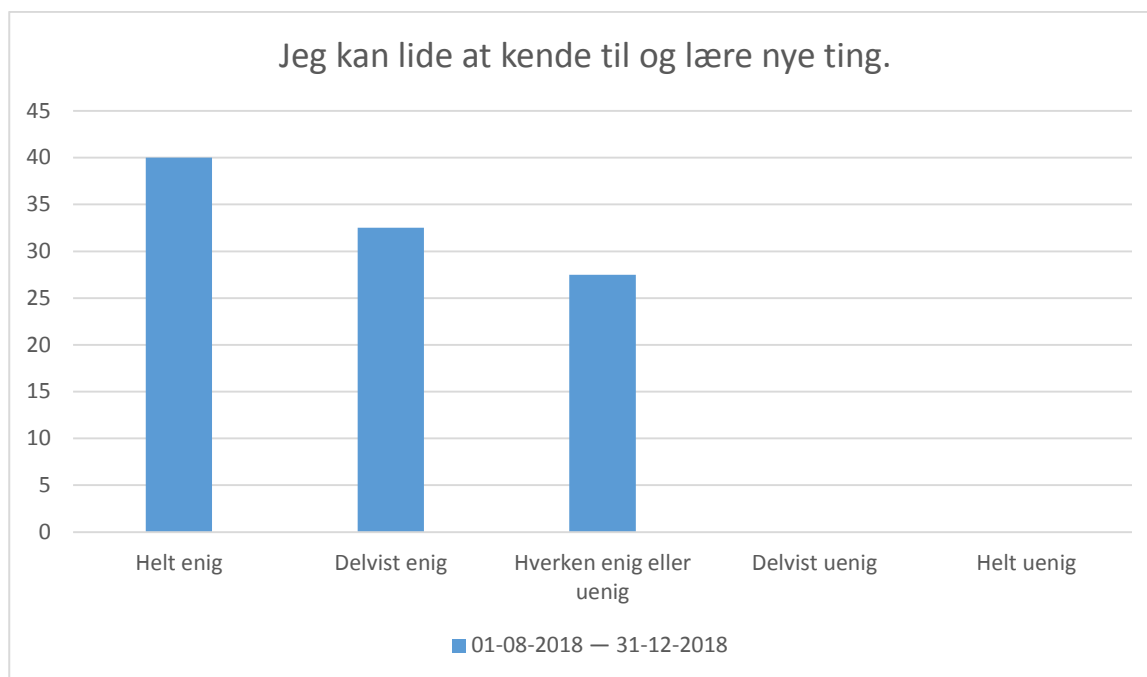
01-08-2018 — 31-12-2018; Gennemsnit: 3,5, spredning: 0,9

Svarmulighed	01-08-2018 — 31-12-2018: Antal		01-08-2018 — 31-12-2018: Andel (%)	
Helt enig	11	14	14	14
Delvist enig	33	42	42	42
Hverken enig eller uenig	24	30	30	30
Delvist uenig	10	13	13	13
Helt uenig	1	1	1	1
Total	79	-	-	-



01-08-2018 — 31-12-2018; Gennemsnit: 3,6, spredning: 1,2

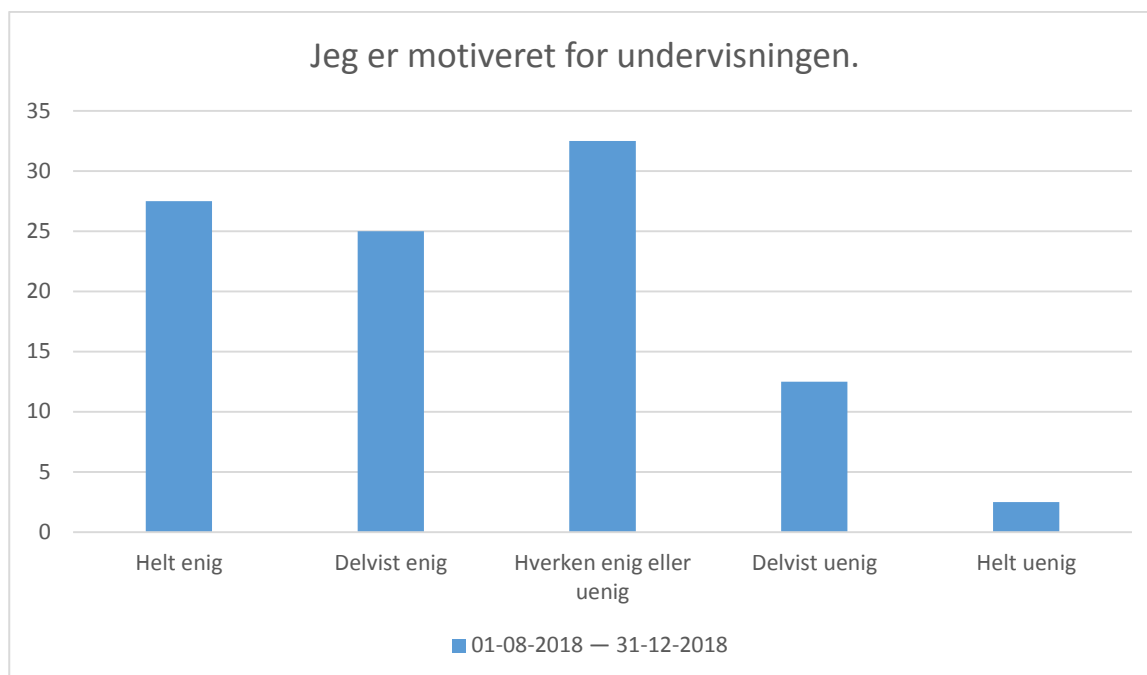
Svarmulighed	01-08-2018 — 31-12-2018: Antal		01-08-2018 — 31-12-2018: Andel (%)	
Helt enig	20	25	25	31,25
Delvist enig	24	30	30	37,50
Hverken enig eller uenig	21	26	26	32,50
Delvist uenig	11	14	14	17,50
Helt uenig	4	5	5	6,25
Total	80	80	80	100,00



01-08-2018 — 31-12-2018; Gennemsnit: 4,1, spredning: 0,8

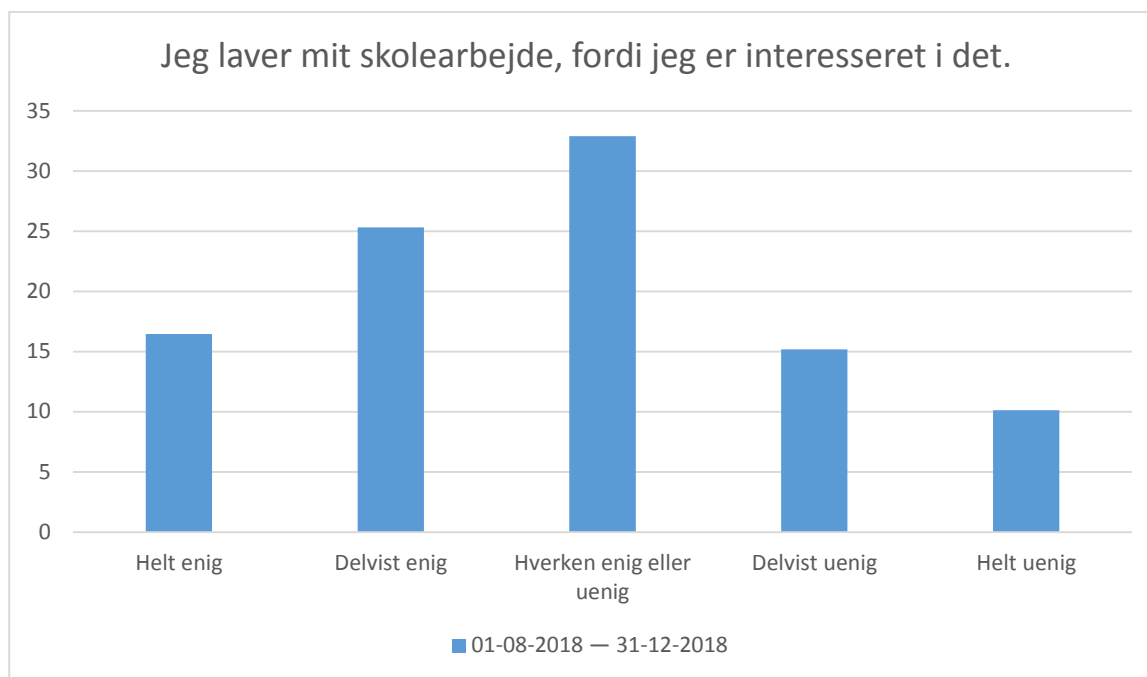
Svarmulighed	01-08-2018 — 31-12-2018: Antal		01-08-2018 — 31-12-2018: Andel (%)	
Helt enig	32	40	40	40
Delvist enig	26	33	33	33
Hverken enig eller uenig	22	28	28	28
Delvist uenig	0	0	0	0
Helt uenig	0	0	0	0
Total	80	-	-	-





01-08-2018 — 31-12-2018; Gennemsnit: 3,6, spredning: 1,1

Svarmulighed	01-08-2018 — 31-12-2018: Antal		01-08-2018 — 31-12-2018: Andel (%)	
Helt enig	22	28	28	28
Delvist enig	20	25	25	25
Hverken enig eller uenig	26	33	33	33
Delvist uenig	10	13	13	13
Helt uenig	2	3	3	3
Total	80	-	-	-



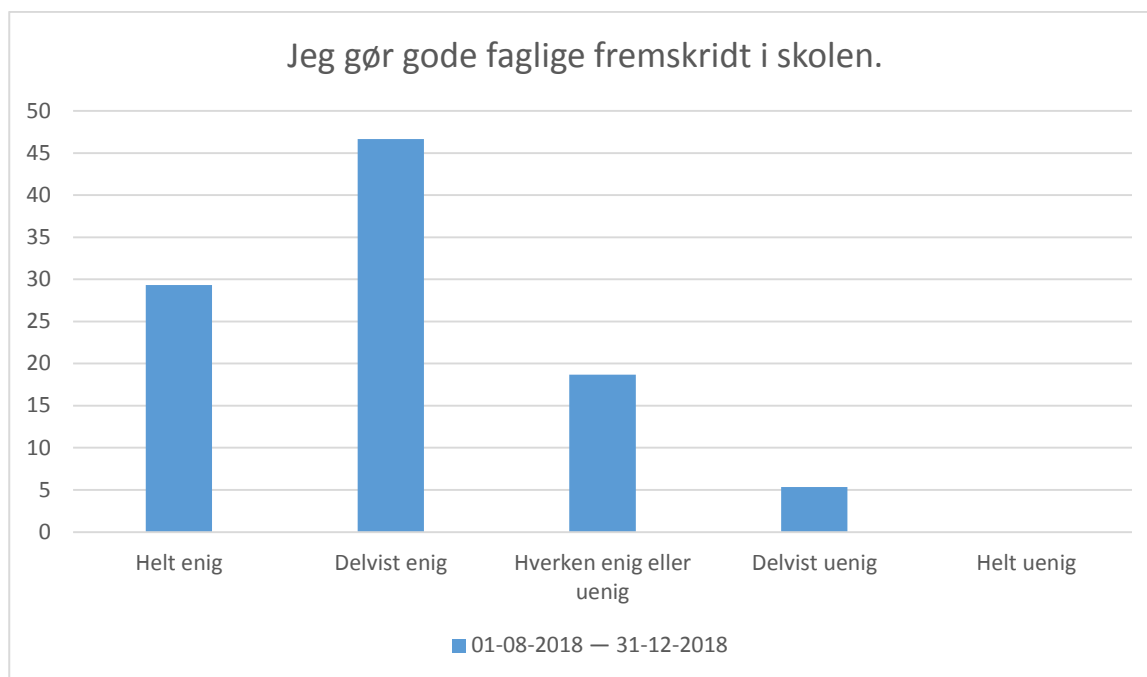
01-08-2018 — 31-12-2018; Gennemsnit: 3,2, spredning: 1,2

Svarmulighed	01-08-2018 — 31-12-2018: Antal	01-08-2018 — 31-12-2018: Andel (%)
Helt enig	13	16
Delvist enig	20	25
Hverken enig eller uenig	26	33
Delvist uenig	12	15
Helt uenig	8	10
Total	79	-



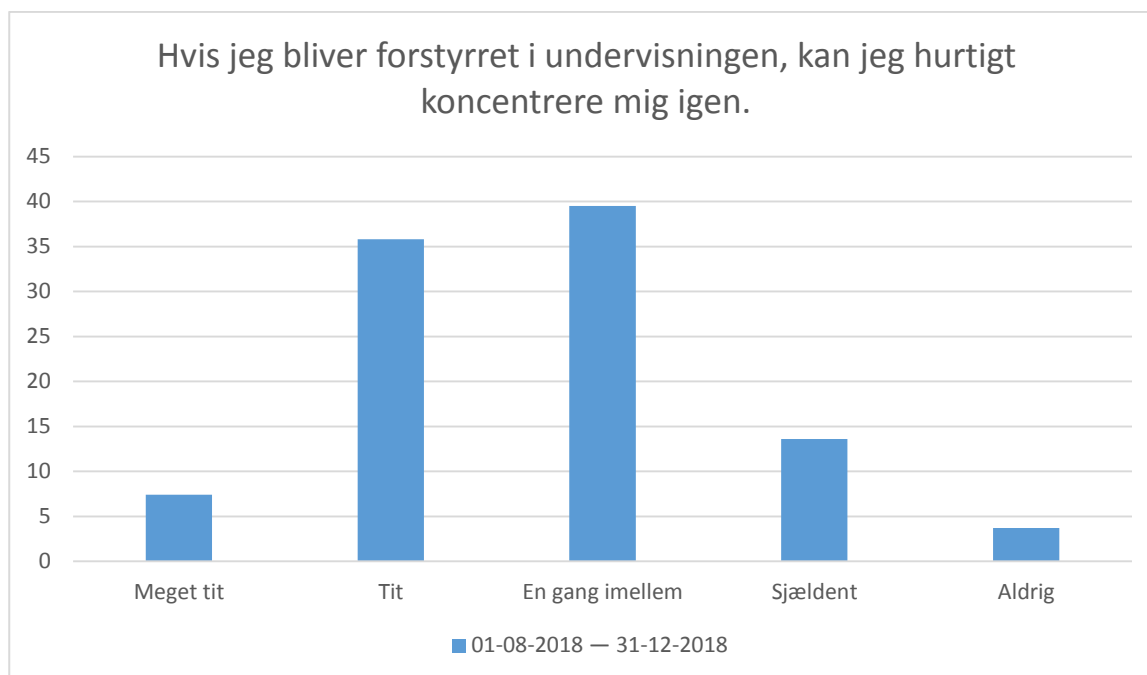
01-08-2018 — 31-12-2018; Gennemsnit: 3,9, spredning: 1,2

Svarmulighed	01-08-2018 — 31-12-2018: Antal		01-08-2018 — 31-12-2018: Andel (%)	
Helt enig	32	40	40	40
Delvist enig	21	26	26	26
Hverken enig eller uenig	14	18	18	18
Delvist uenig	9	11	11	11
Helt uenig	4	5	5	5
Total	80	-	-	-



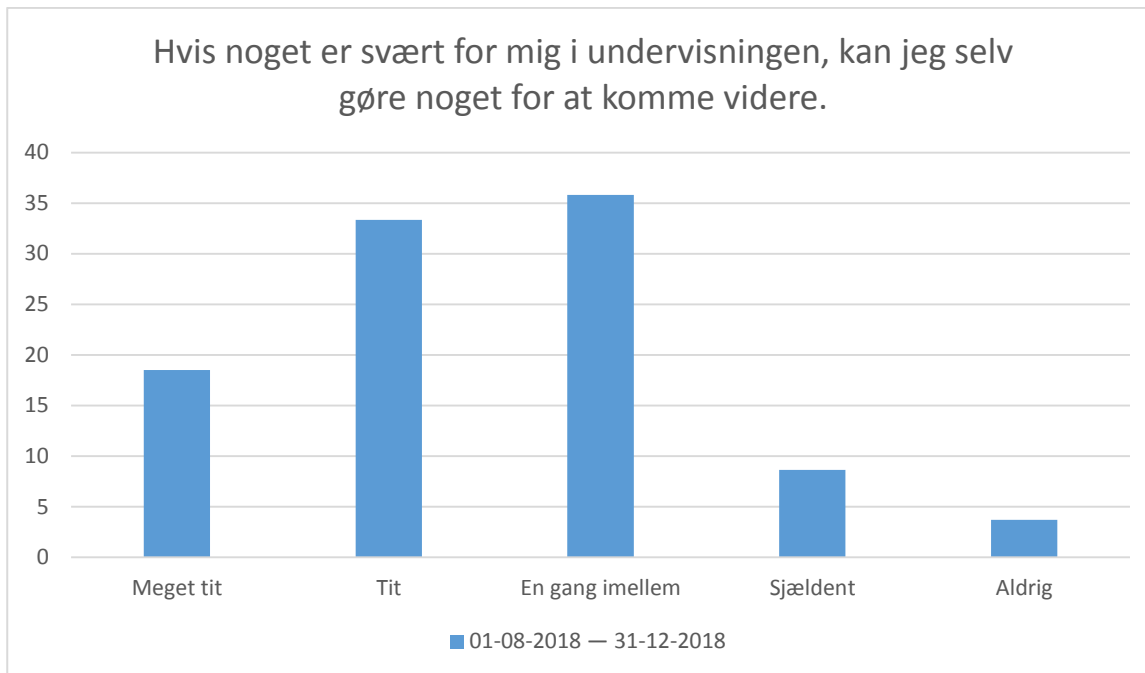
01-08-2018 — 31-12-2018; Gennemsnit: 4, spredning: 0,8

Svarmulighed	01-08-2018 — 31-12-2018: Antal		01-08-2018 — 31-12-2018: Andel (%)	
Helt enig	22	29	29	29
Delvist enig	35	47	47	47
Hverken enig eller uenig	14	19	19	19
Delvist uenig	4	5	5	5
Helt uenig	0	0	0	0
Total	75	-	-	-



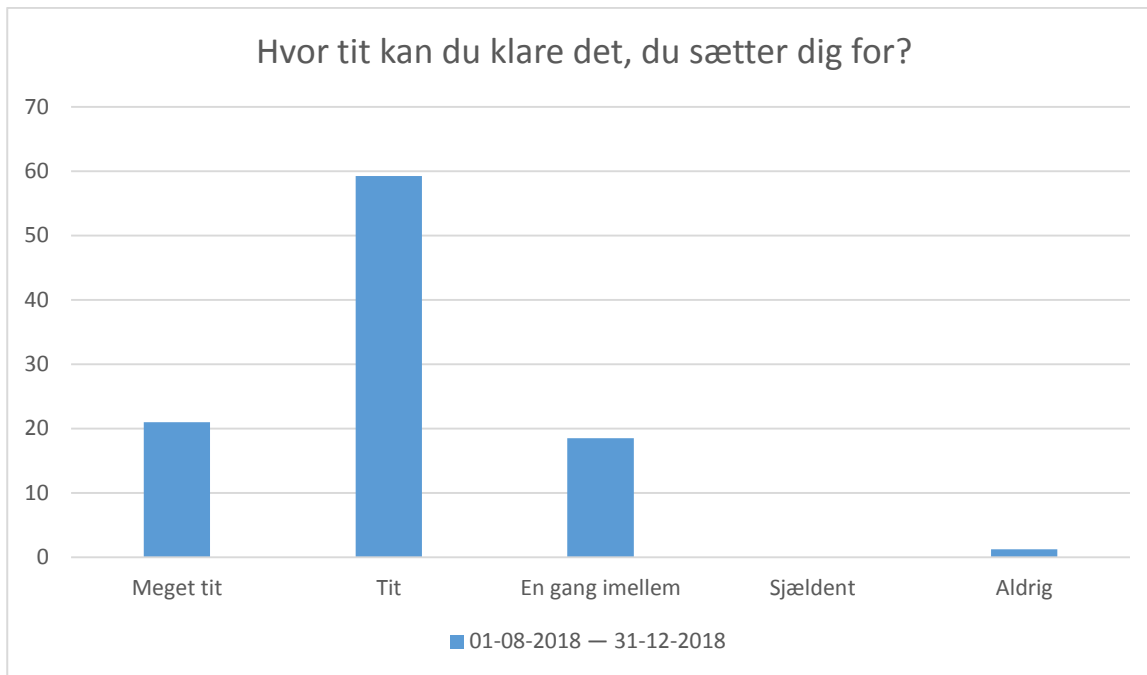
01-08-2018 — 31-12-2018; Gennemsnit: 3,3, spredning: 0,9

Svarmulighed	01-08-2018 — 31-12-2018: Antal	01-08-2018 — 31-12-2018: Andel (%)
Meget tit	6	7
Tit	29	36
En gang imellem	32	40
Sjældent	11	14
Aldrig	3	4
Total	81	-



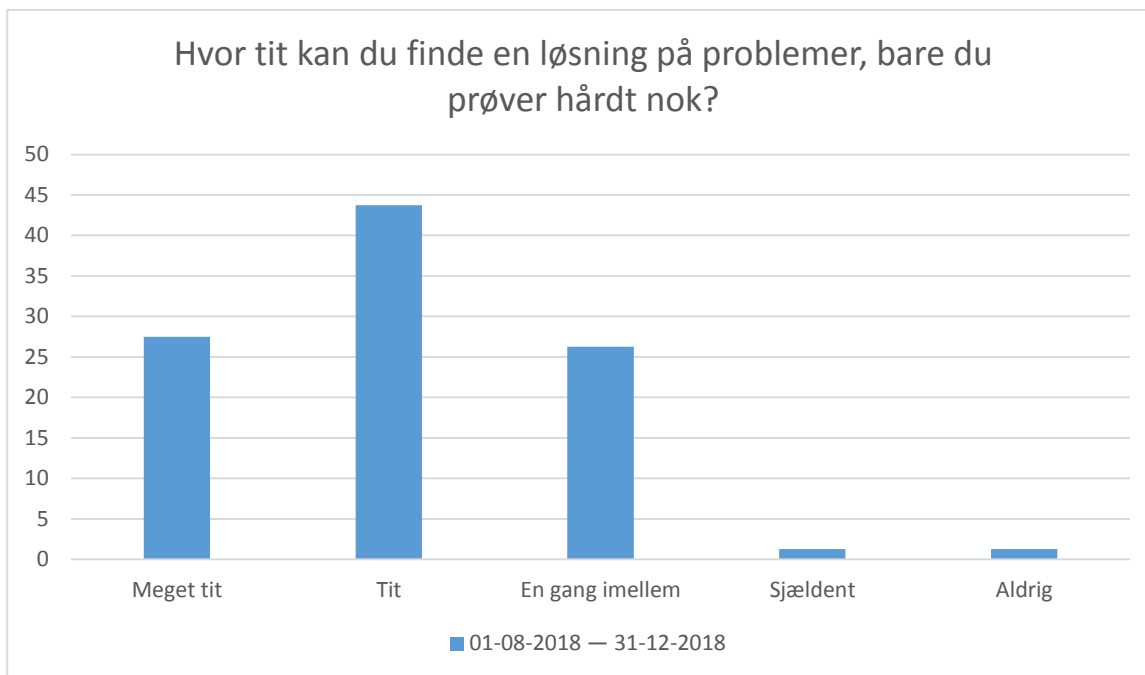
01-08-2018 — 31-12-2018; Gennemsnit: 3,5, spredning: 1

Svarmulighed	01-08-2018 — 31-12-2018: Antal	01-08-2018 — 31-12-2018: Andel (%)
Meget tit	15	19
Tit	27	33
En gang imellem	29	36
Sjældent	7	9
Aldrig	3	4
Total	81	-



01-08-2018 — 31-12-2018; Gennemsnit: 4, spredning: 0,7

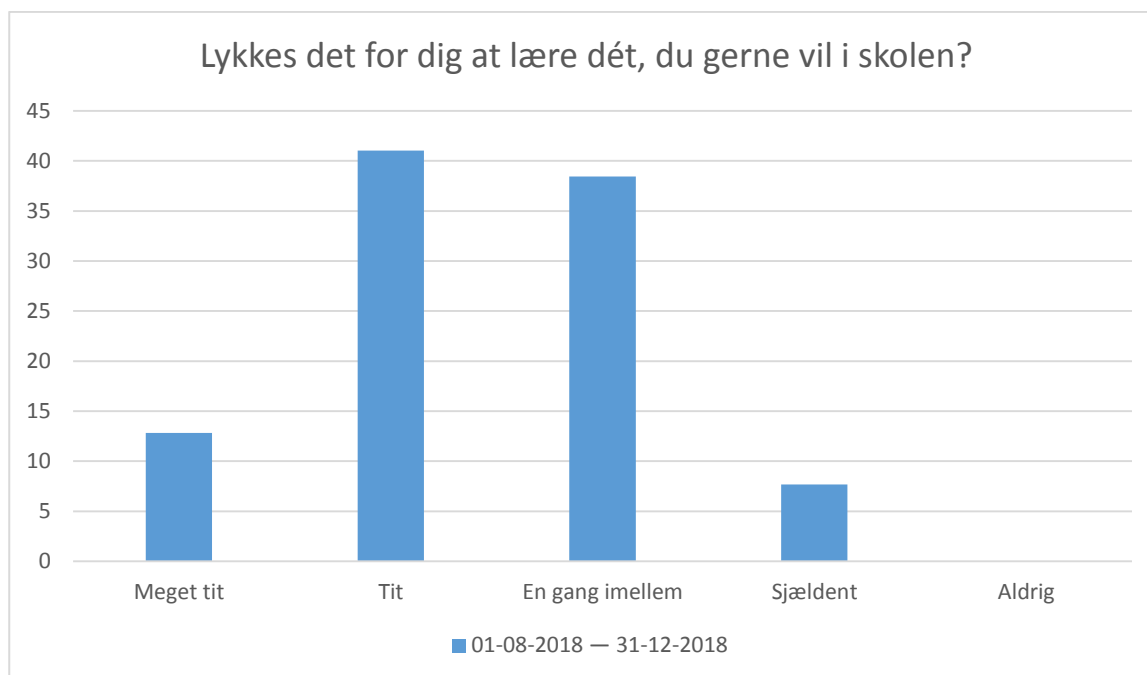
Svarmulighed	01-08-2018 — 31-12-2018: Antal	01-08-2018 — 31-12-2018: Andel (%)
Meget tit	17	21
Tit	48	59
En gang imellem	15	19
Sjældent	0	0
Aldrig	1	1
Total	81	-



01-08-2018 — 31-12-2018; Gennemsnit: 4, spredning: 0,8

Svarmulighed	01-08-2018 — 31-12-2018: Antal	01-08-2018 — 31-12-2018: Andel (%)
Meget tit	22	28
Tit	35	44
En gang imellem	21	26
Sjældent	1	1
Aldrig	1	1
Total	80	-

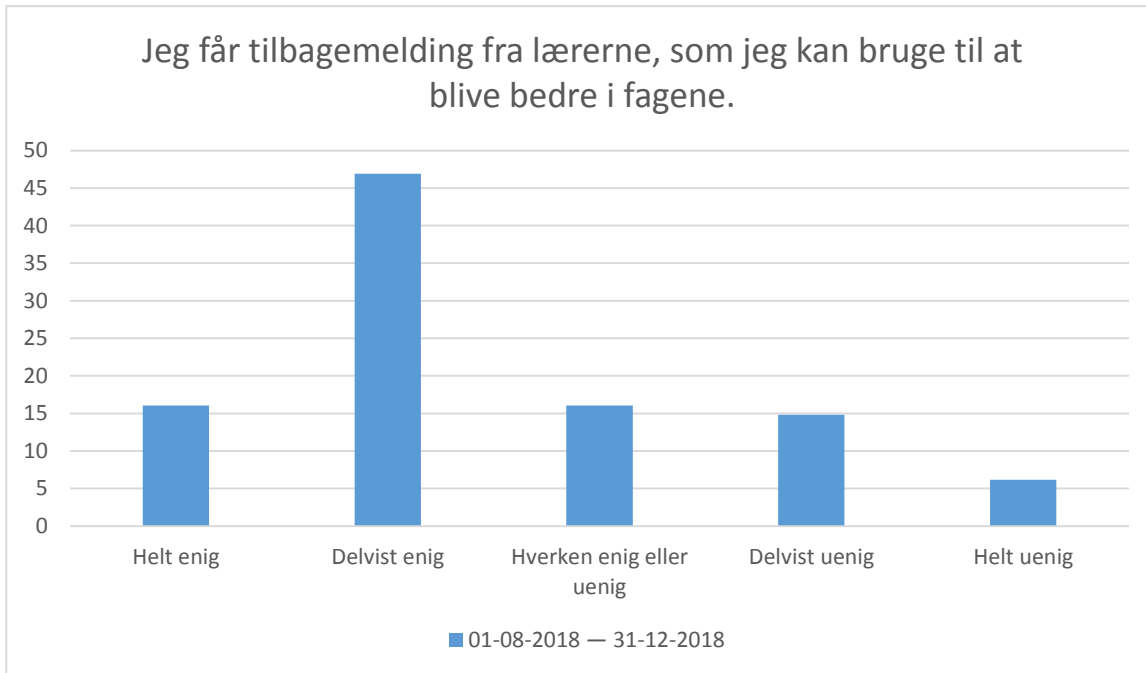




01-08-2018 — 31-12-2018; Gennemsnit: 3,6, spredning: 0,8

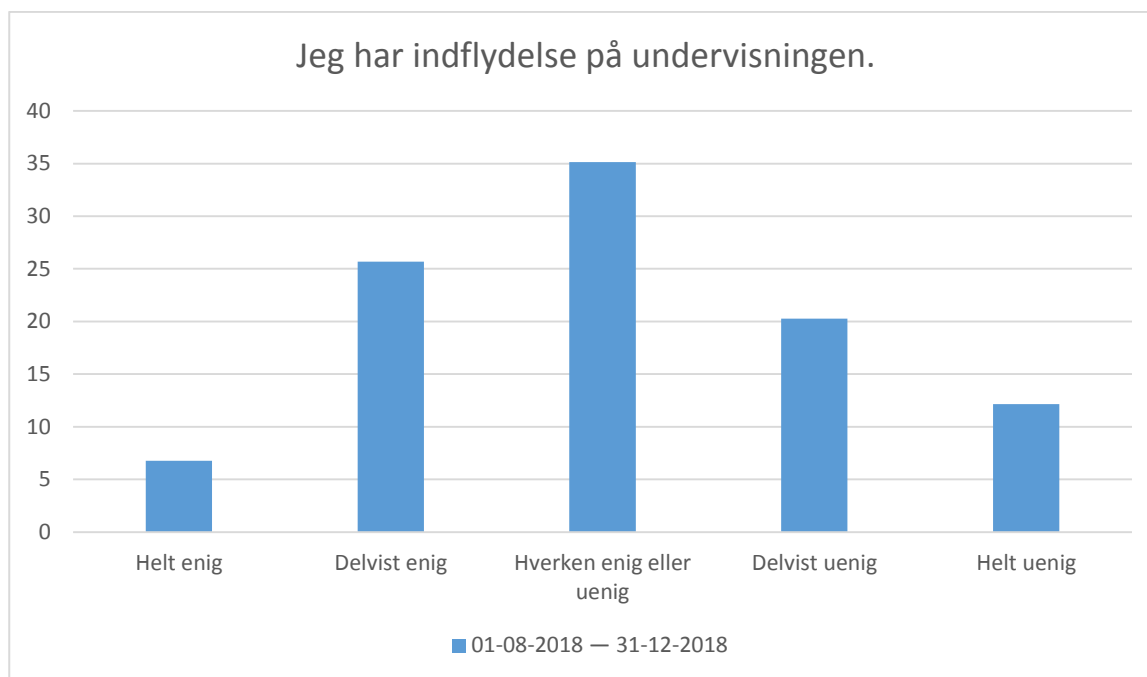
Svarmulighed	01-08-2018 — 31-12-2018: Antal	01-08-2018 — 31-12-2018: Andel (%)
Meget tit	10	13
Tit	32	41
En gang imellem	30	38
Sjældent	6	8
Aldrig	0	0
Total	78	-

## Afsnit D



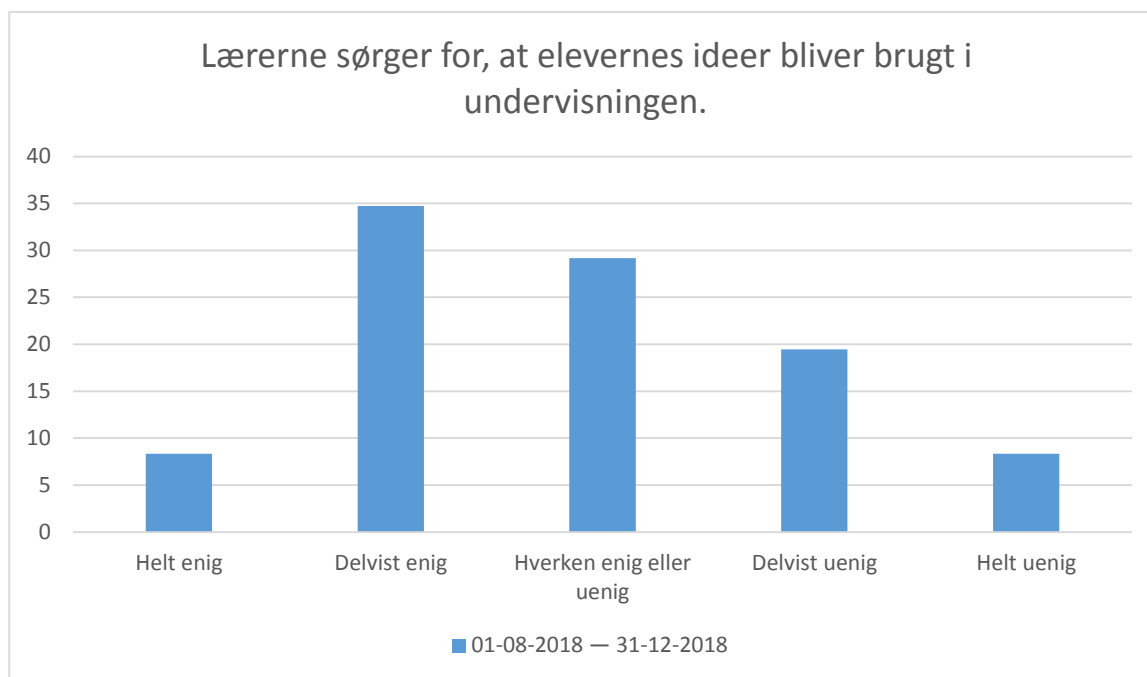
01-08-2018 — 31-12-2018; Gennemsnit: 3,5, spredning: 1,1

Svarmulighed	01-08-2018 — 31-12-2018: Antal	01-08-2018 — 31-12-2018: Andel (%)
Helt enig	13	16
Delvist enig	38	47
Hverken enig eller uenig	13	16
Delvist uenig	12	15
Helt uenig	5	6
Total	81	-



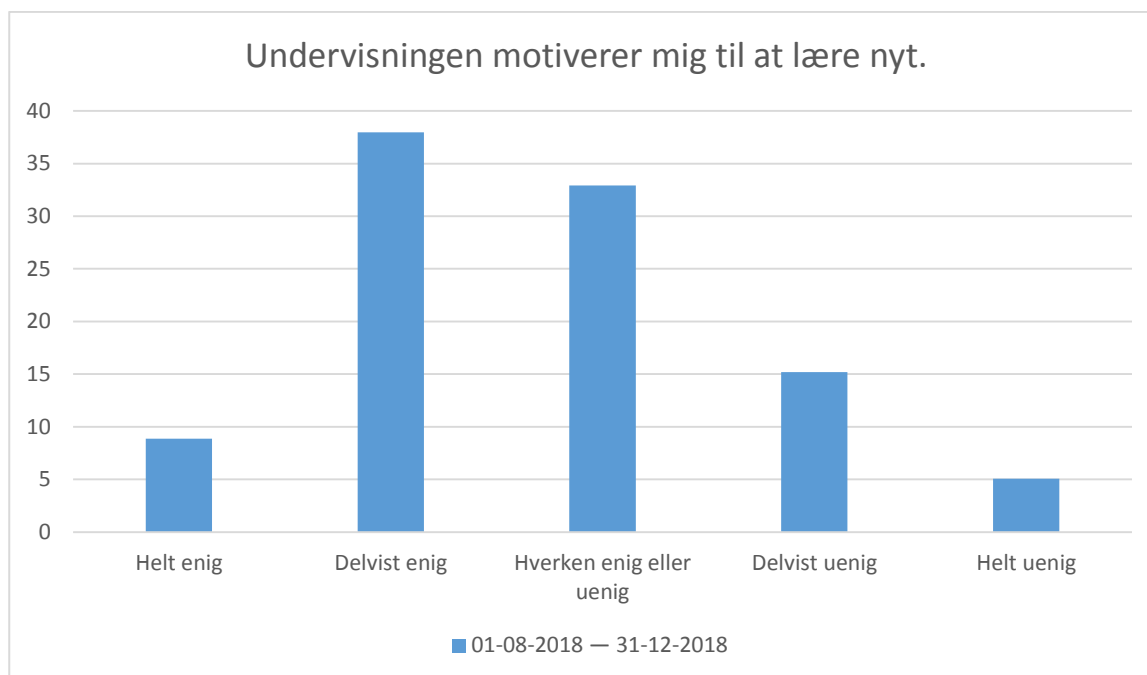
01-08-2018 — 31-12-2018; Gennemsnit: 2,9, spredning: 1,1

Svarmulighed	01-08-2018 — 31-12-2018: Antal		01-08-2018 — 31-12-2018: Andel (%)	
Helt enig	5		7	
Delvist enig	19		26	
Hverken enig eller uenig	26		35	
Delvist uenig	15		20	
Helt uenig	9		12	
Total	74		-	



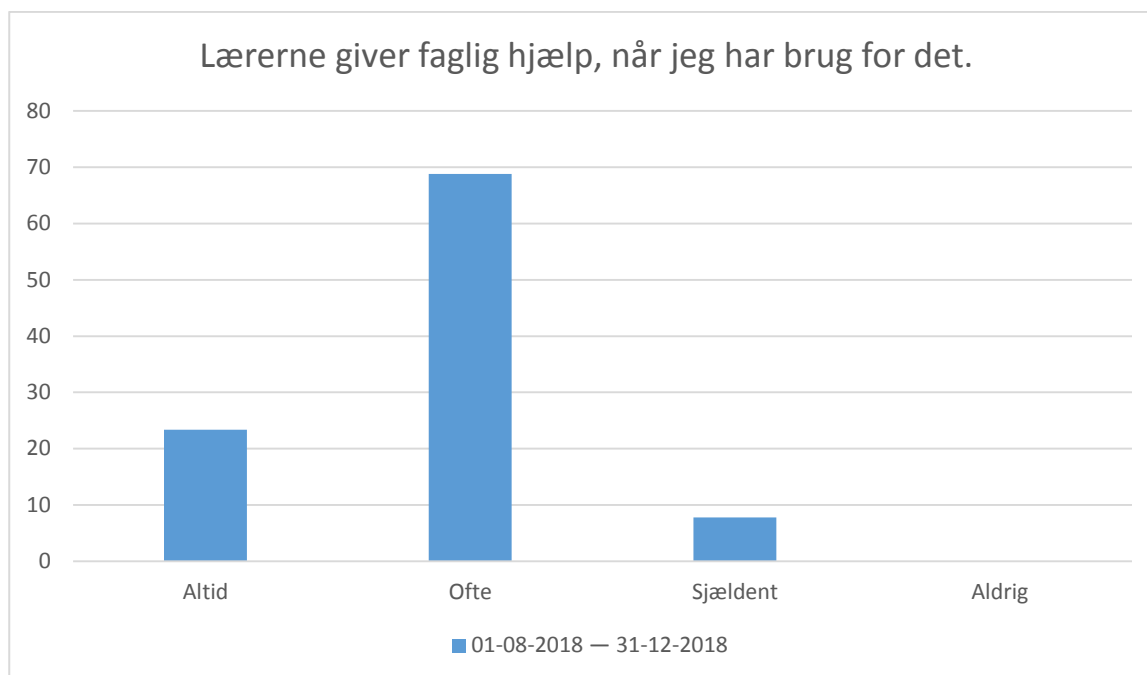
01-08-2018 — 31-12-2018; Gennemsnit: 3,2, spredning: 1,1

Svarmulighed	01-08-2018 — 31-12-2018: Antal	01-08-2018 — 31-12-2018: Andel (%)
Helt enig	6	8
Delvist enig	25	35
Hverken enig eller uenig	21	29
Delvist uenig	14	19
Helt uenig	6	8
Total	72	-



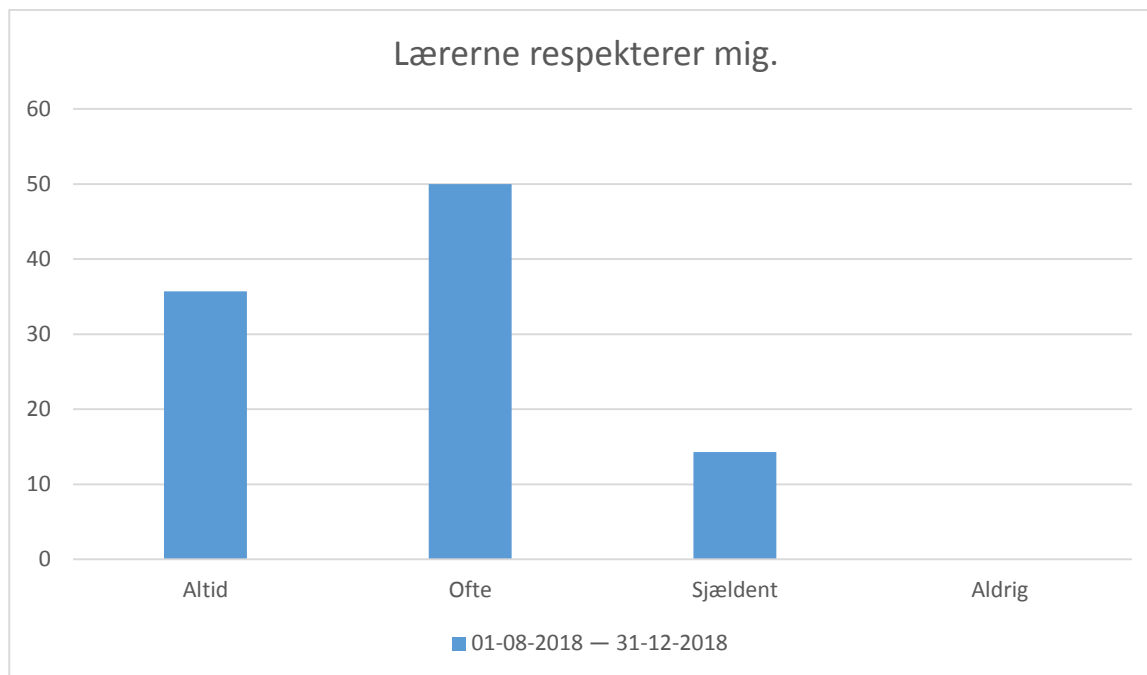
01-08-2018 — 31-12-2018; Gennemsnit: 3,3, spredning: 1

Svarmulighed	01-08-2018 — 31-12-2018: Antal	01-08-2018 — 31-12-2018: Andel (%)
Helt enig	7	9
Delvist enig	30	38
Hverken enig eller uenig	26	33
Delvist uenig	12	15
Helt uenig	4	5
Total	79	-



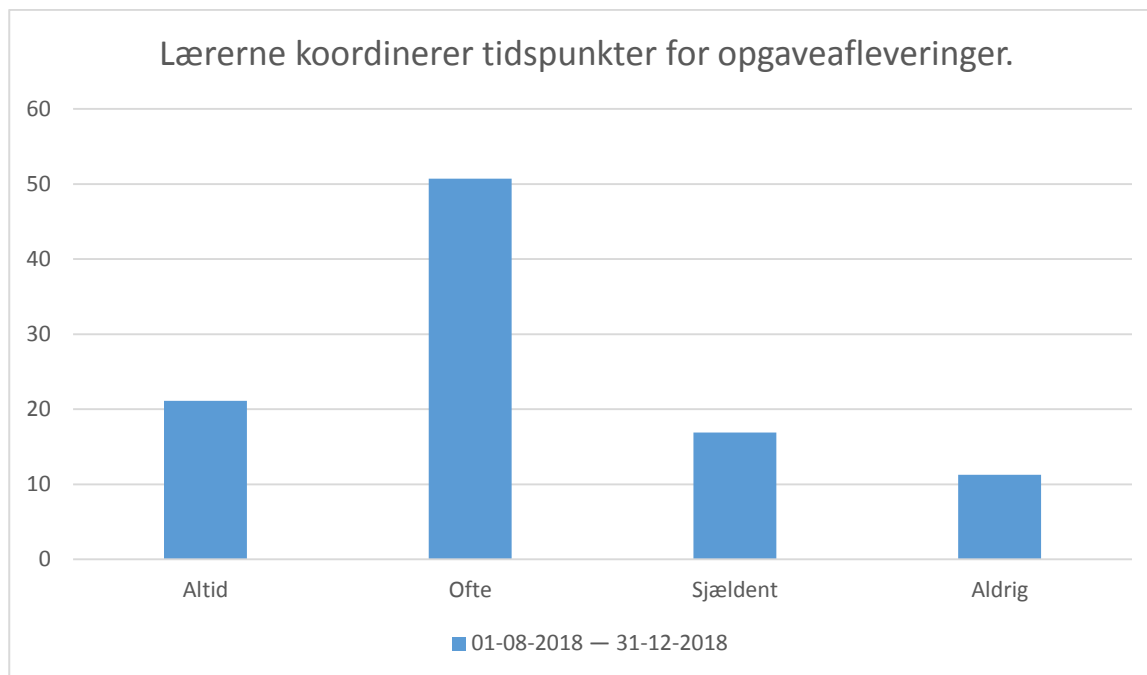
01-08-2018 — 31-12-2018; Gennemsnit: 3,2, spredning: 0,5

Svarmulighed	01-08-2018 — 31-12-2018: Antal	01-08-2018 — 31-12-2018: Andel (%)
Altid	18	23
Ofte	53	69
Sjældent	6	8
Aldrig	0	0
<b>Total</b>	<b>77</b>	<b>-</b>



01-08-2018 — 31-12-2018; Gennemsnit: 3,2, spredning: 0,7

Svarmulighed	01-08-2018 — 31-12-2018: Antal	01-08-2018 — 31-12-2018: Andel (%)
Altid	25	36
Ofte	35	50
Sjældent	10	14
Aldrig	0	0
<b>Total</b>	<b>70</b>	<b>-</b>

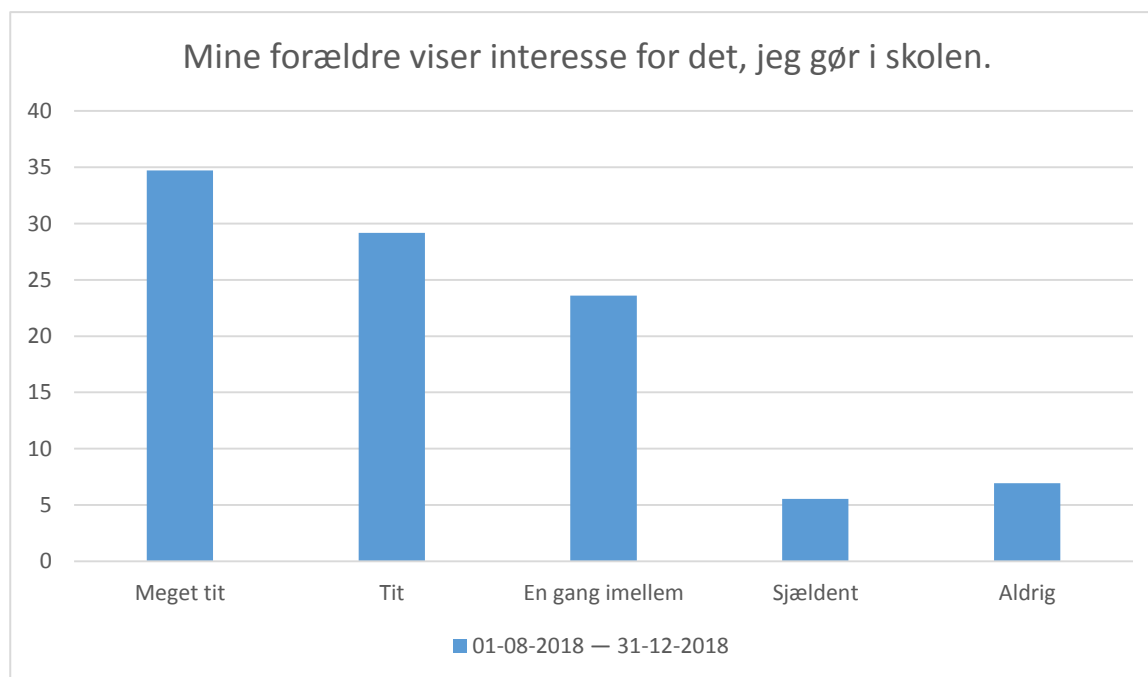


01-08-2018 — 31-12-2018; Gennemsnit: 2,8, spredning: 0,9

Svarmulighed	01-08-2018 — 31-12-2018: Antal	01-08-2018 — 31-12-2018: Andel (%)
Altid	15	21
Ofte	36	51
Sjældent	12	17
Aldrig	8	11
Total	71	-

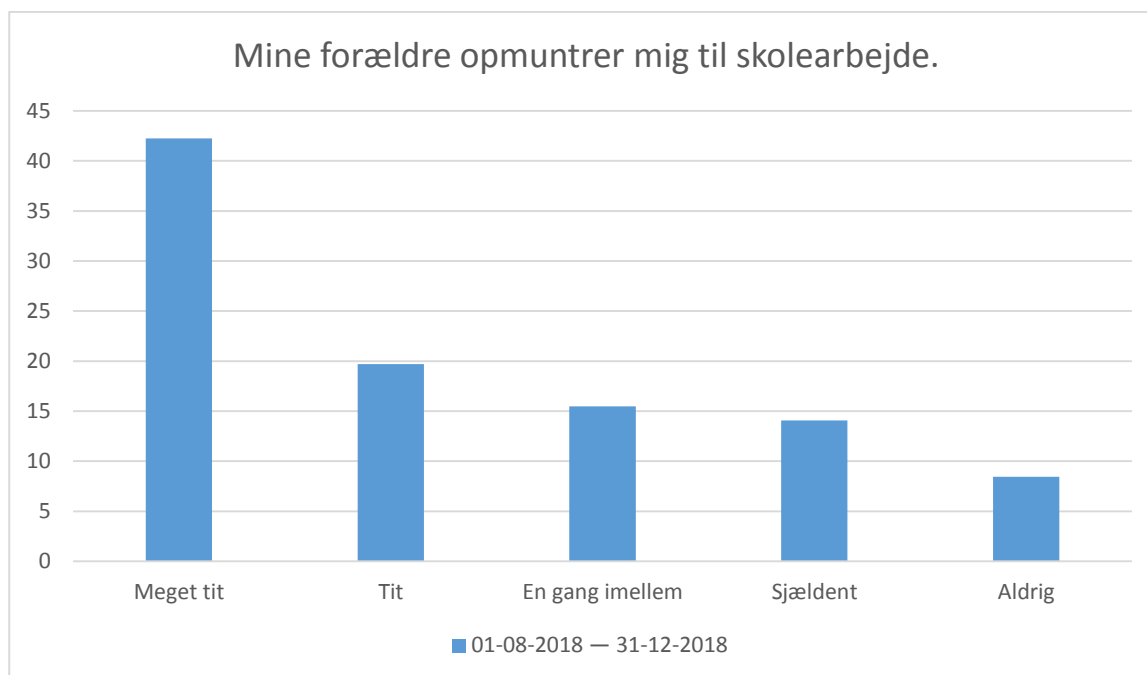


## Afsnit E



01-08-2018 — 31-12-2018; Gennemsnit: 3,8, spredning: 1,2

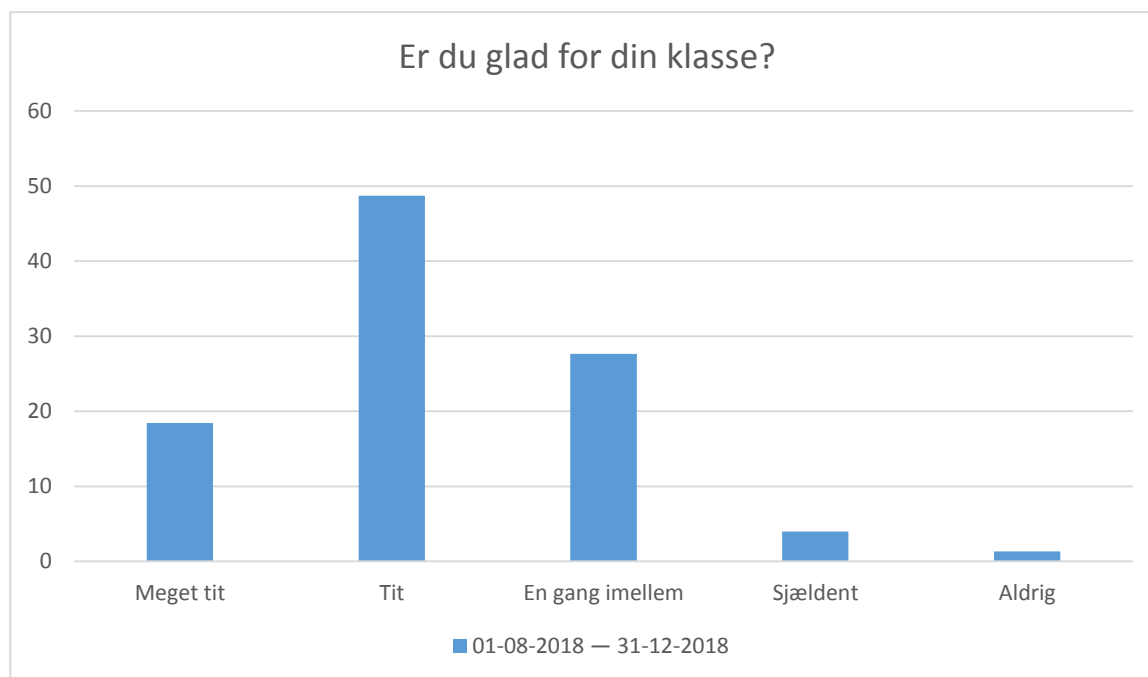
Svarmulighed	01-08-2018 — 31-12-2018: Antal	01-08-2018 — 31-12-2018: Andel (%)
Meget tit	25	35
Tit	21	29
En gang imellem	17	24
Sjældent	4	6
Aldrig	5	7
Total	72	-



01-08-2018 — 31-12-2018; Gennemsnit: 3,7, spredning: 1,4

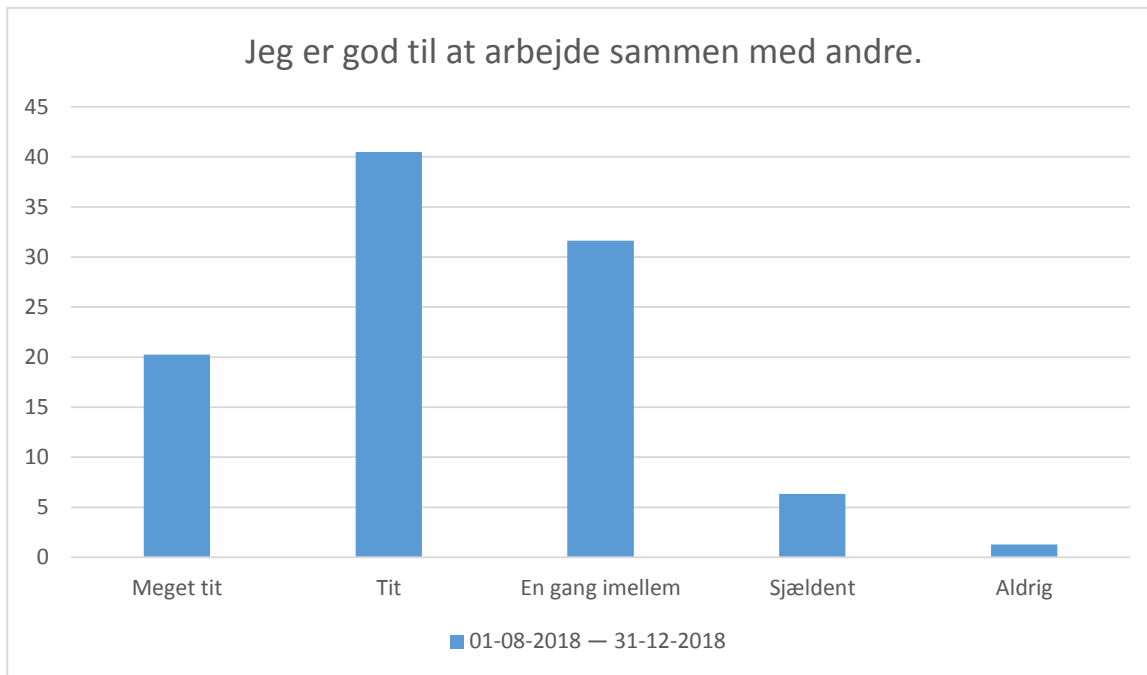
Svarmulighed	01-08-2018 — 31-12-2018: Antal	01-08-2018 — 31-12-2018: Andel (%)
Meget tit	30	42
Tit	14	20
En gang imellem	11	15
Sjældent	10	14
Aldrig	6	8
Total	71	-

## Afsnit F



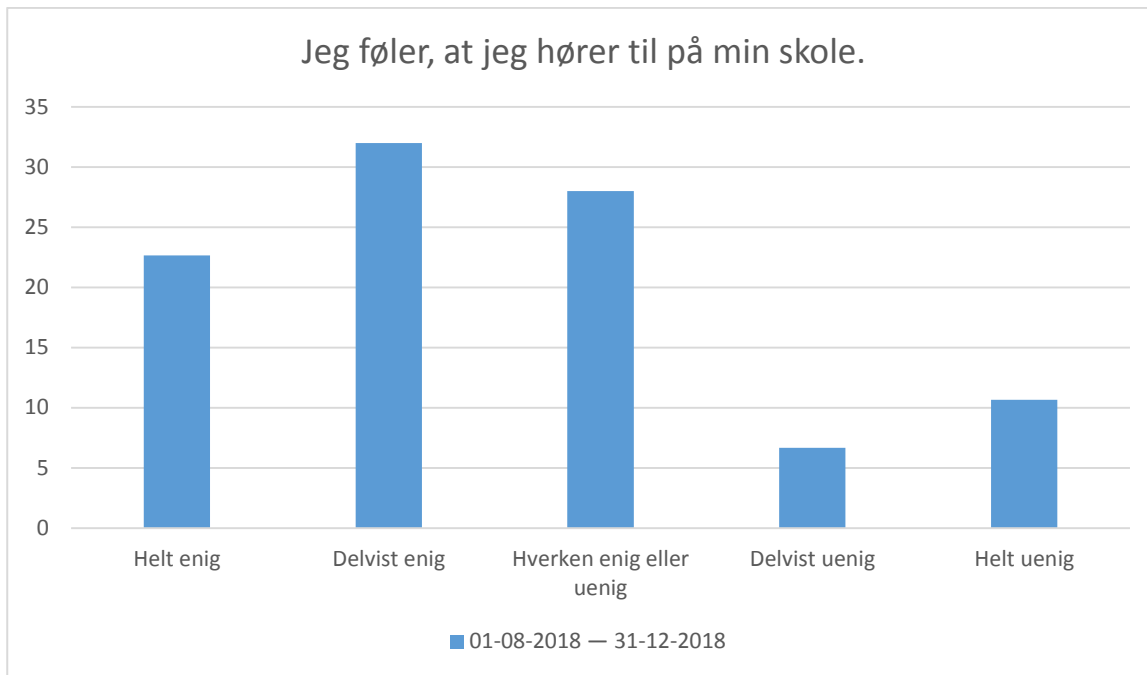
01-08-2018 — 31-12-2018; Gennemsnit: 3,8, spredning: 0,8

Svarmulighed	01-08-2018 — 31-12-2018: Antal	01-08-2018 — 31-12-2018: Andel (%)
Meget tit	14	18
Tit	37	49
En gang imellem	21	28
Sjældent	3	4
Aldrig	1	1
Total	76	-



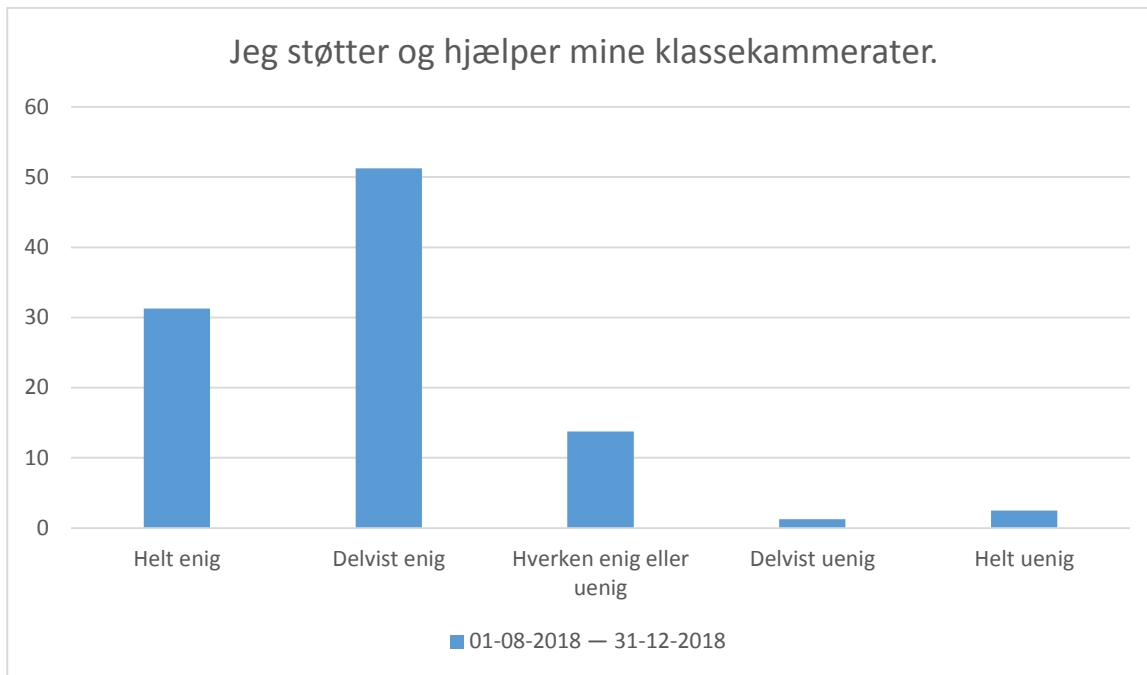
01-08-2018 — 31-12-2018; Gennemsnit: 3,7, spredning: 0,9

Svarmulighed	01-08-2018 — 31-12-2018: Antal	01-08-2018 — 31-12-2018: Andel (%)
Meget tit	16	20
Tit	32	41
En gang imellem	25	32
Sjældent	5	6
Aldrig	1	1
Total	79	-



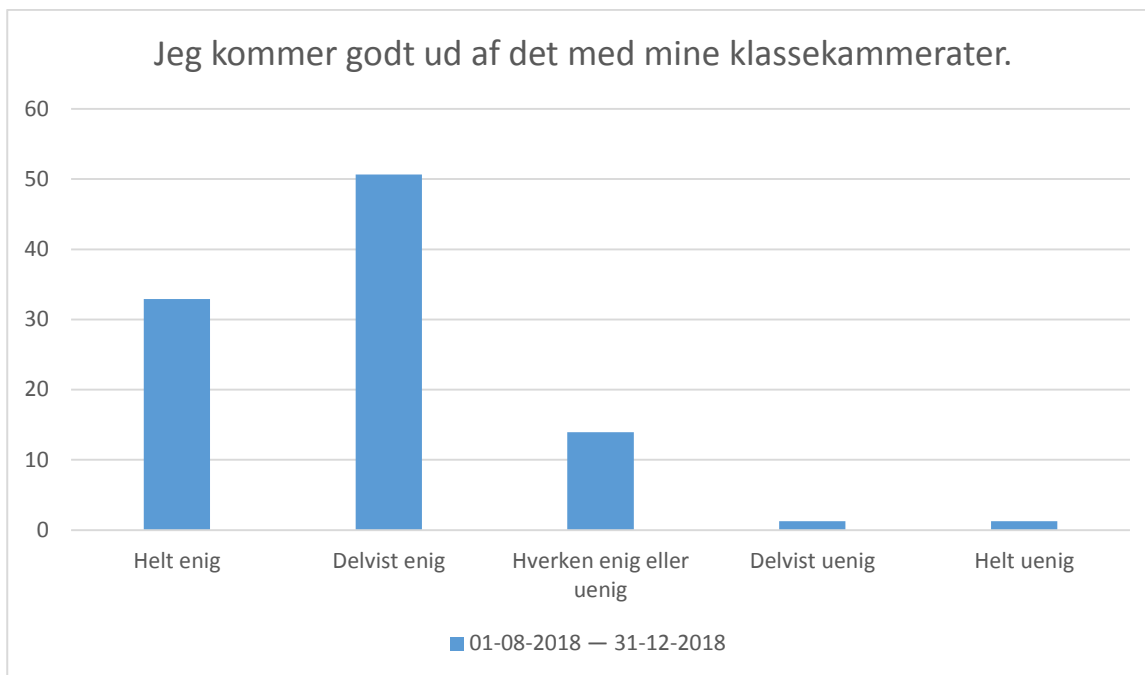
01-08-2018 — 31-12-2018; Gennemsnit: 3,5, spredning: 1,2

Svarmulighed	01-08-2018 — 31-12-2018: Antal		01-08-2018 — 31-12-2018: Andel (%)	
Helt enig	17	23	23	30
Delvist enig	24	32	32	43
Hverken enig eller uenig	21	28	28	37
Delvist uenig	5	7	7	9
Helt uenig	8	11	11	15
Total	75	75	-	-



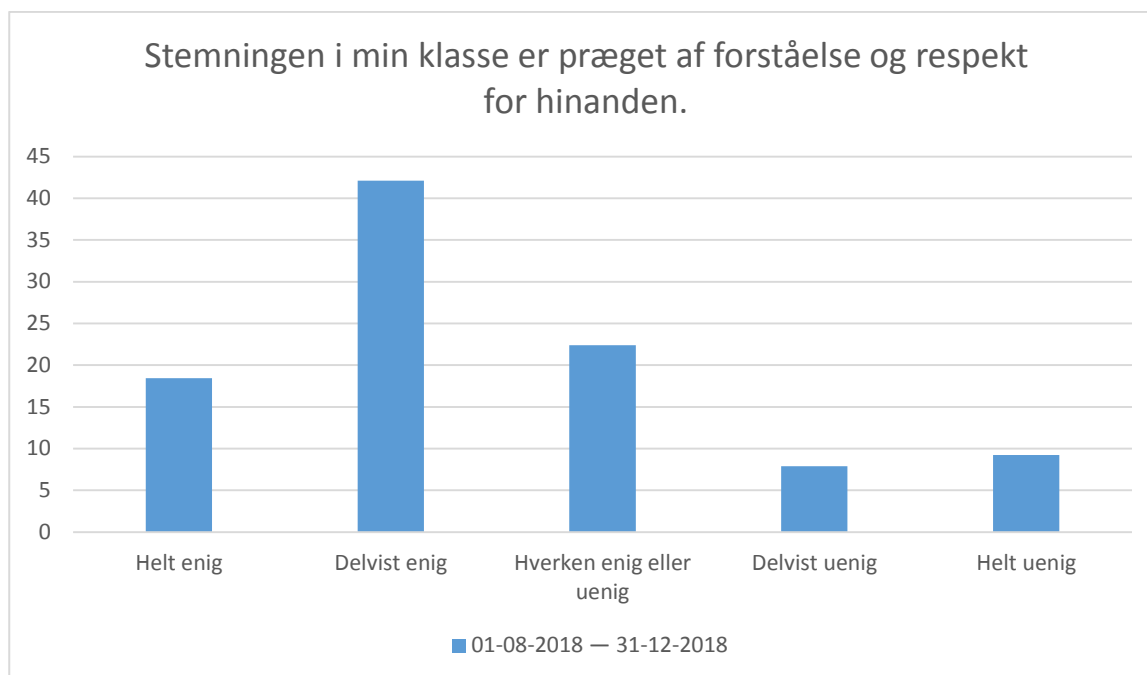
01-08-2018 — 31-12-2018; Gennemsnit: 4,1, spredning: 0,9

Svarmulighed	01-08-2018 — 31-12-2018: Antal		01-08-2018 — 31-12-2018: Andel (%)	
Helt enig	25	31	31	31
Deltvist enig	41	51	51	51
Hverken enig eller uenig	11	14	14	14
Deltvist uenig	1	1	1	1
Helt uenig	2	3	3	3
Total	80	-	-	-



01-08-2018 — 31-12-2018; Gennemsnit: 4,1, spredning: 0,8

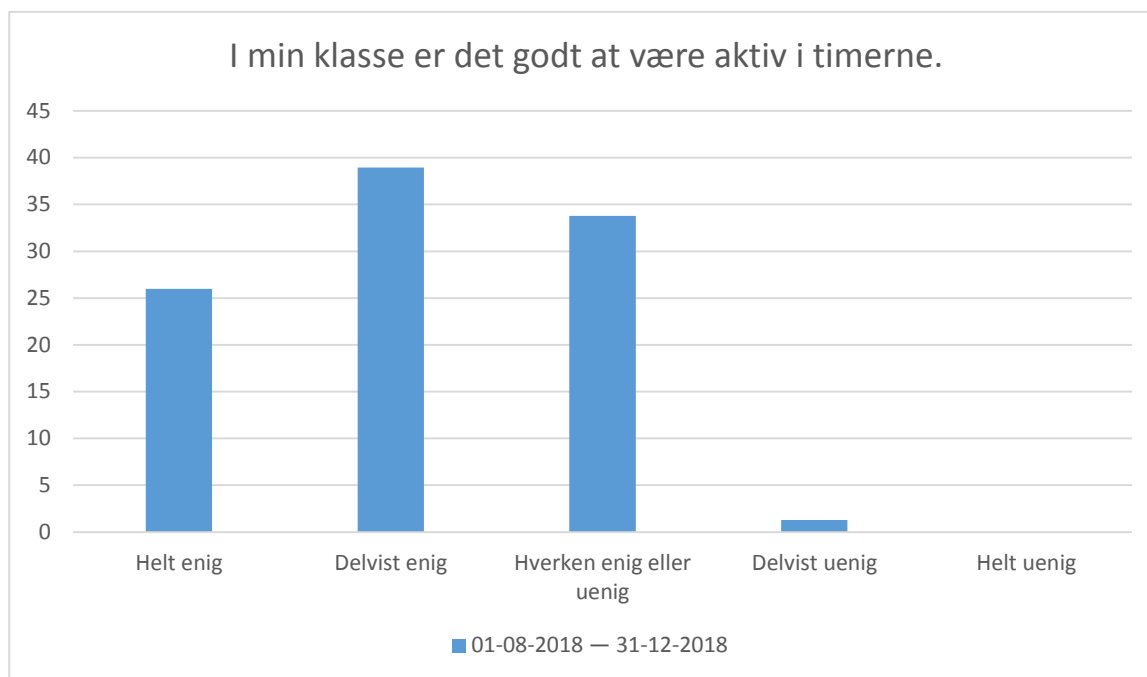
Svarmulighed	01-08-2018 — 31-12-2018: Antal		01-08-2018 — 31-12-2018: Andel (%)	
Helt enig	26	33	33	33
Delvist enig	40	51	51	51
Hverken enig eller uenig	11	14	14	14
Delvist uenig	1	1	1	1
Helt uenig	1	1	1	1
Total	79	-	-	-



01-08-2018 — 31-12-2018; Gennemsnit: 3,5, spredning: 1,2

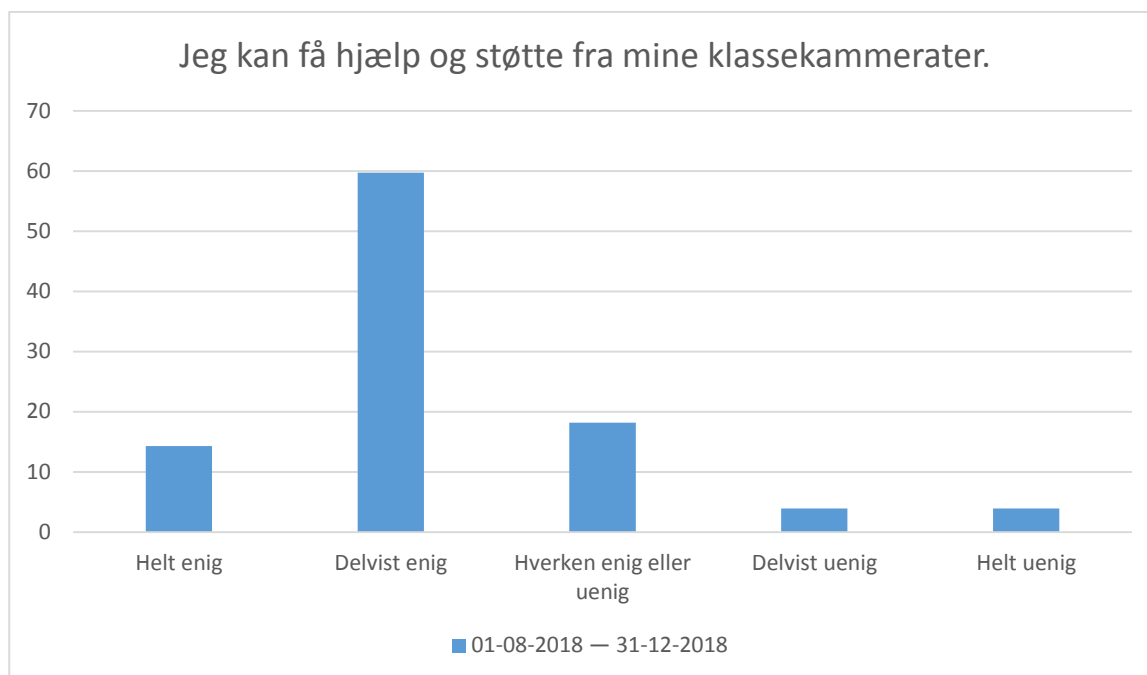
Svarmulighed	01-08-2018 — 31-12-2018: Antal		01-08-2018 — 31-12-2018: Andel (%)	
Helt enig	14	18	18	18
Delvist enig	32	42	42	42
Hverken enig eller uenig	17	22	22	22
Delvist uenig	6	8	8	8
Helt uenig	7	9	9	9
Total	76	-	-	-





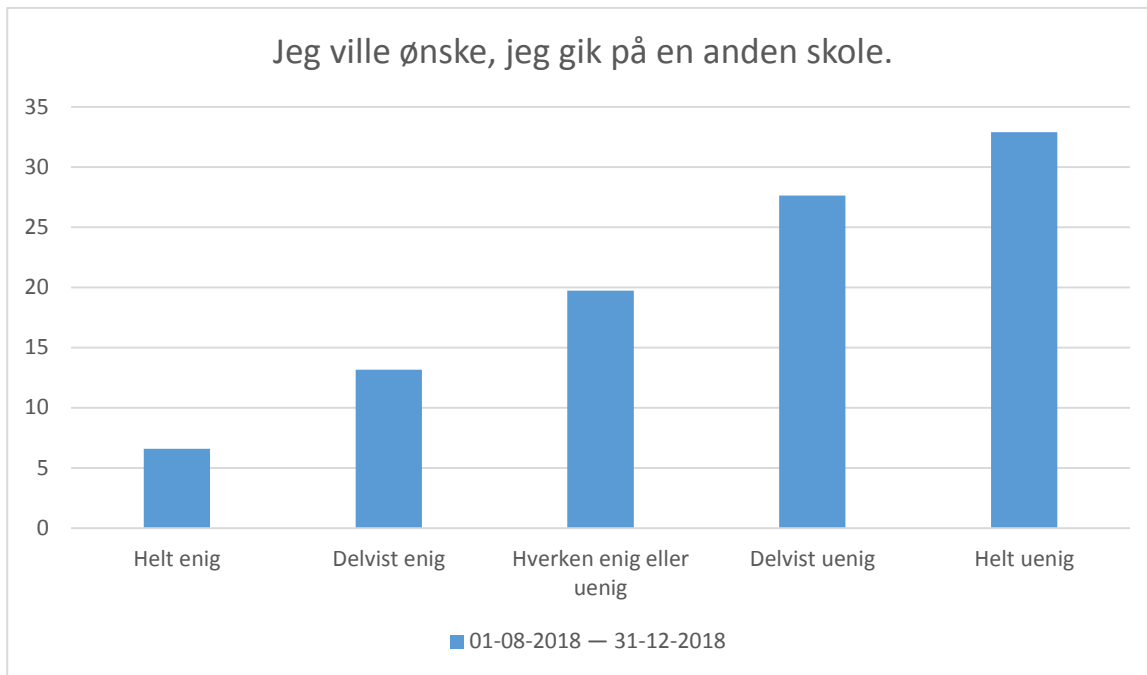
01-08-2018 — 31-12-2018; Gennemsnit: 3,9, spredning: 0,8

Svarmulighed	01-08-2018 — 31-12-2018: Antal		01-08-2018 — 31-12-2018: Andel (%)	
Helt enig	20	26	26	26
Delvist enig	30	39	39	39
Hverken enig eller uenig	26	34	34	34
Delvist uenig	1	1	1	1
Helt uenig	0	0	0	0
Total	77	-	-	-



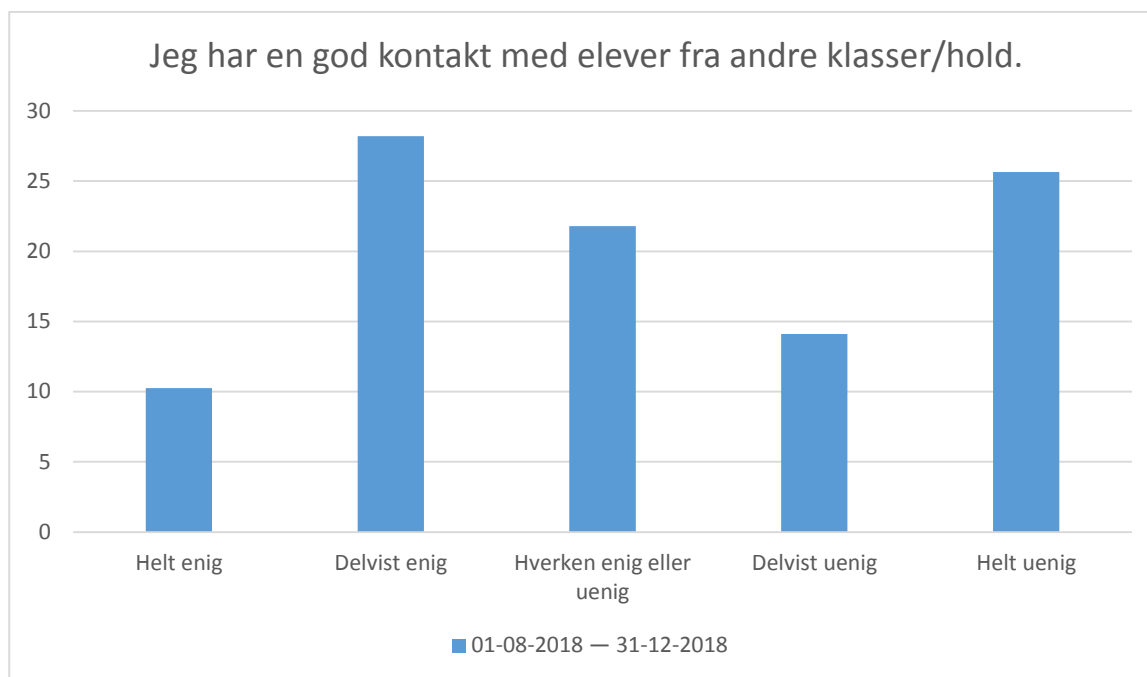
01-08-2018 — 31-12-2018; Gennemsnit: 3,8, spredning: 0,9

Svarmulighed	01-08-2018 — 31-12-2018: Antal	01-08-2018 — 31-12-2018: Andel (%)
Helt enig	11	14
Delvist enig	46	60
Hverken enig eller uenig	14	18
Delvist uenig	3	4
Helt uenig	3	4
Total	77	-



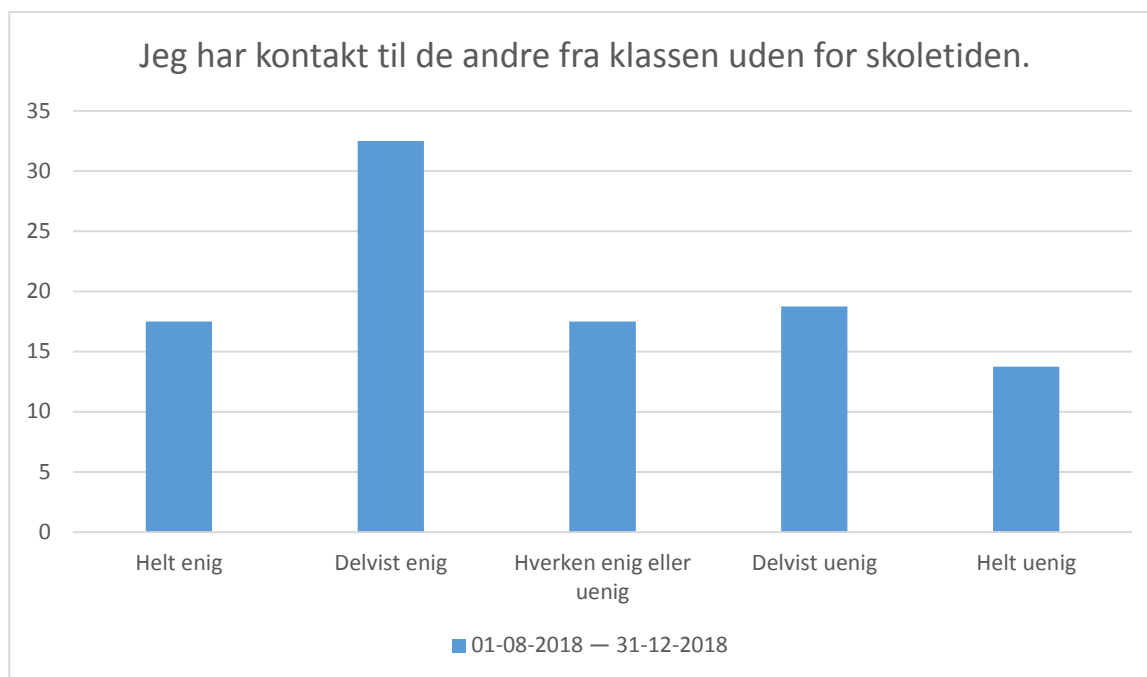
01-08-2018 — 31-12-2018; Gennemsnit: 2,3, spredning: 1,2

Svarmulighed	01-08-2018 — 31-12-2018: Antal		01-08-2018 — 31-12-2018: Andel (%)	
Helt enig	5		7	
Delvist enig	10		13	
Hverken enig eller uenig	15		20	
Delvist uenig	21		28	
Helt uenig	25		33	
Total	76		-	



01-08-2018 — 31-12-2018; Gennemsnit: 2,8, spredning: 1,4

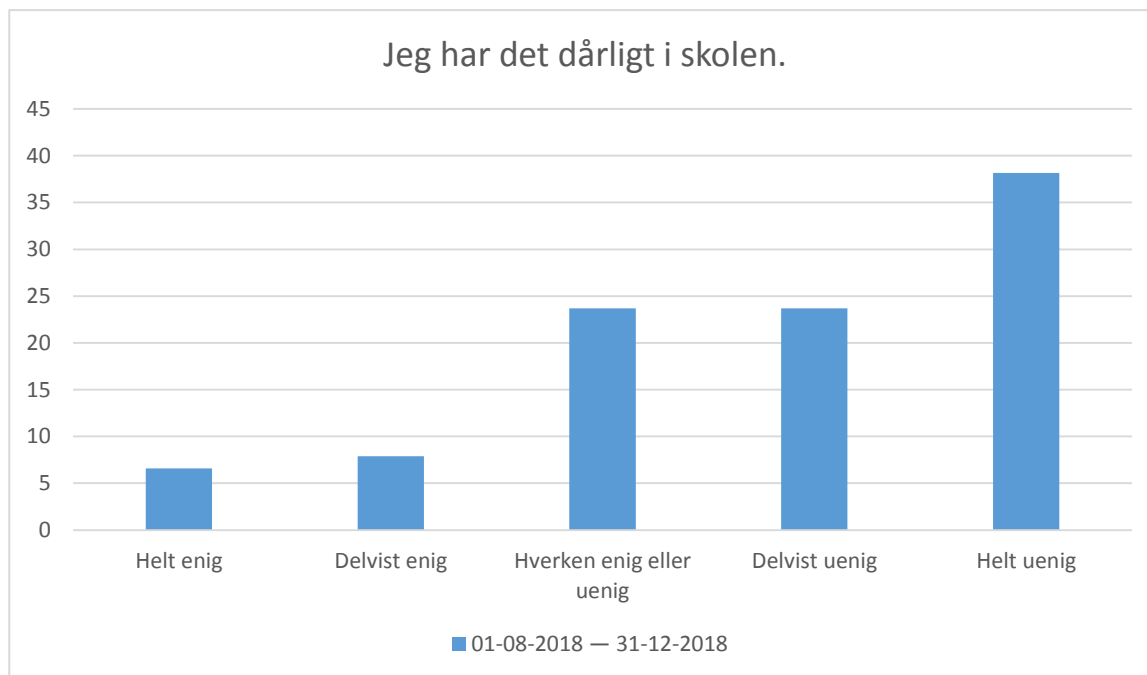
Svarmulighed	01-08-2018 — 31-12-2018: Antal		01-08-2018 — 31-12-2018: Andel (%)	
Helt enig	8		10	
Delvist enig	22		28	
Hverken enig eller uenig	17		22	
Delvist uenig	11		14	
Helt uenig	20		26	
Total	78		-	



01-08-2018 — 31-12-2018; Gennemsnit: 3,2, spredning: 1,3

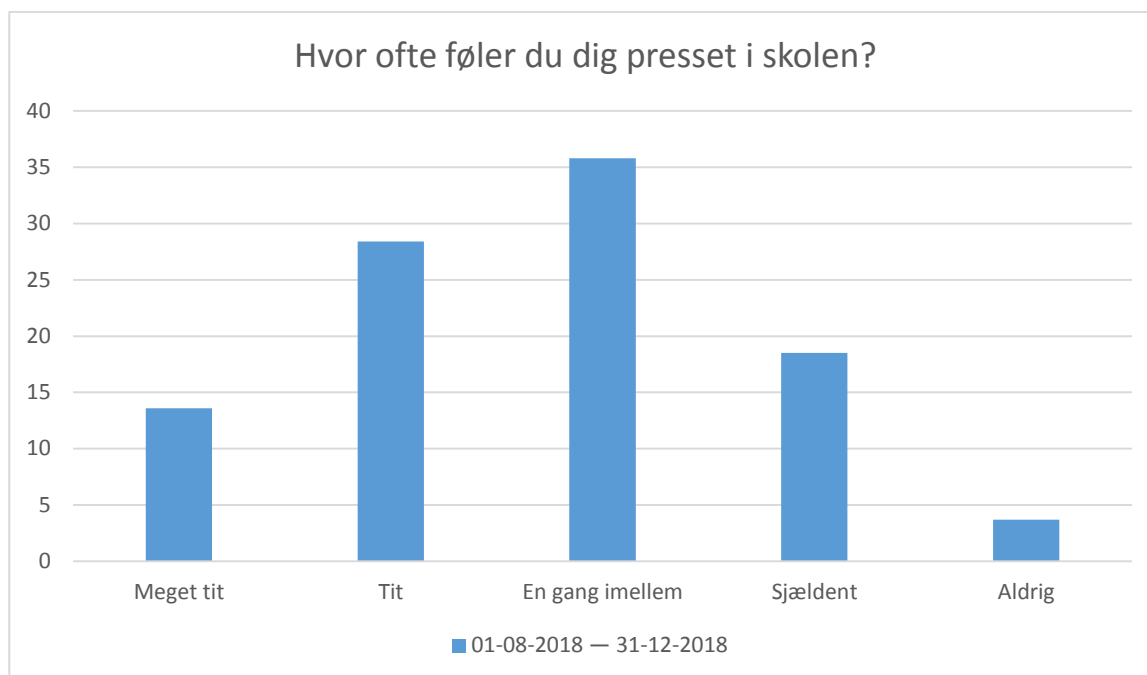
Svarmulighed	01-08-2018 — 31-12-2018: Antal		01-08-2018 — 31-12-2018: Andel (%)	
Helt enig	14	18	18	18
Delvist enig	26	33	33	33
Hverken enig eller uenig	14	18	18	18
Delvist uenig	15	19	19	19
Helt uenig	11	14	14	14
Total	80	-	-	-

## Afsnit G



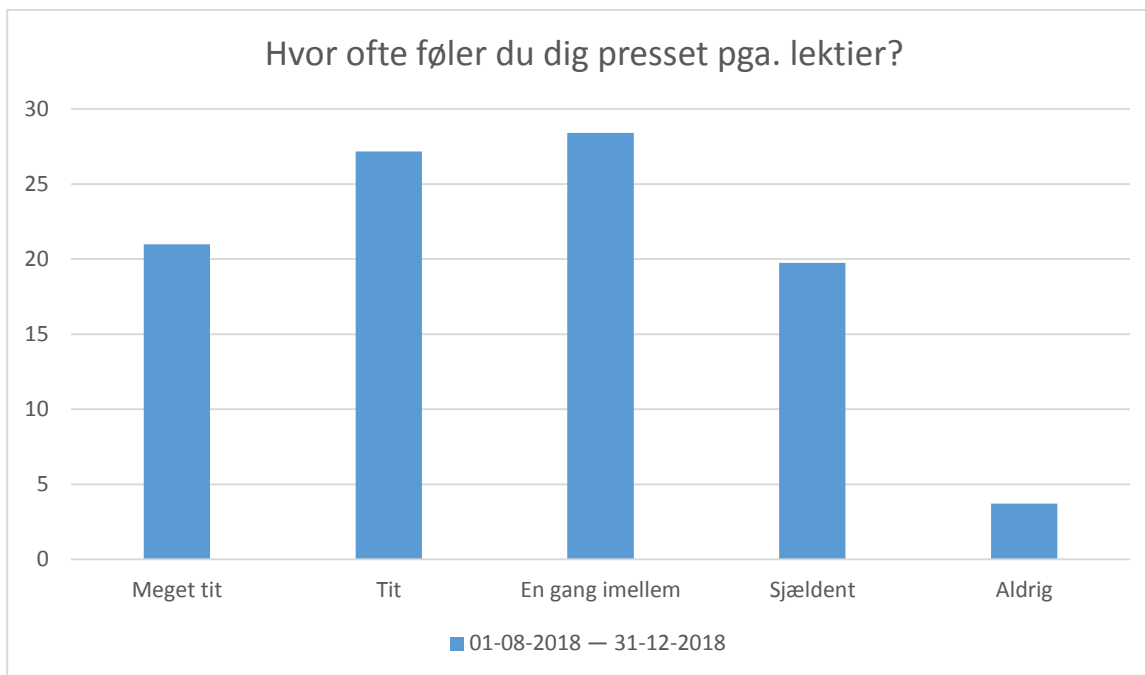
01-08-2018 — 31-12-2018; Gennemsnit: 2,2, spredning: 1,2

Svarmulighed	01-08-2018 — 31-12-2018: Antal		01-08-2018 — 31-12-2018: Andel (%)	
Helt enig	5		7	
Delvist enig	6		8	
Hverken enig eller uenig	18		24	
Delvist uenig	18		24	
Helt uenig	29		38	
Total	76		-	



01-08-2018 — 31-12-2018; Gennemsnit: 3,3, spredning: 1

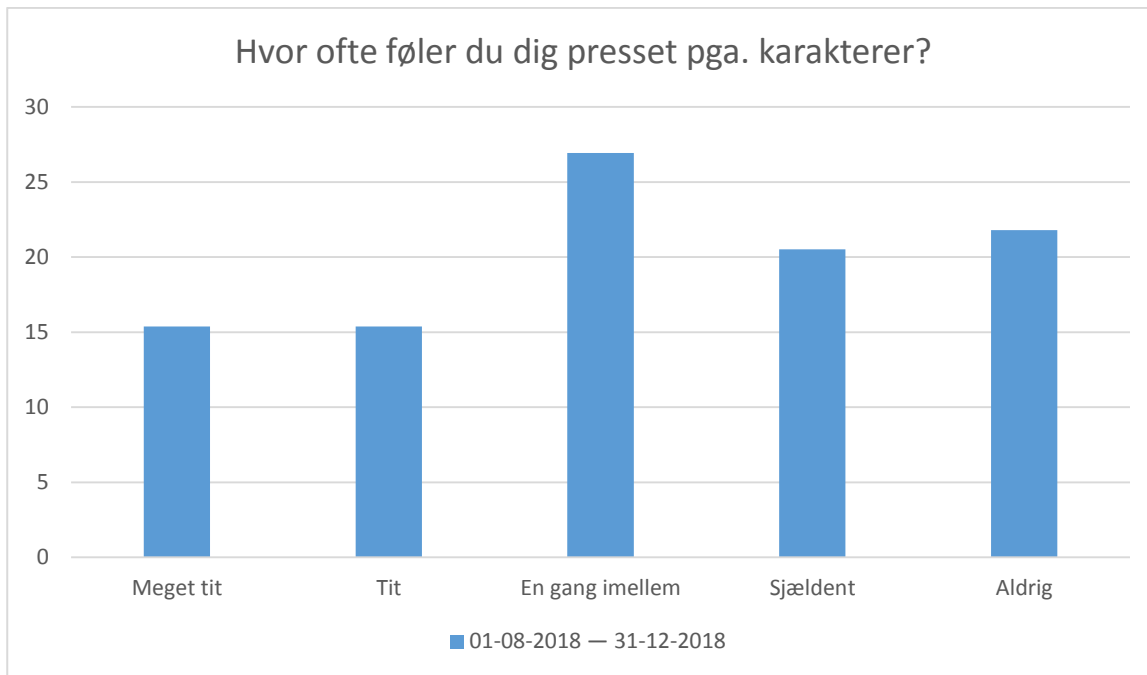
Svarmulighed	01-08-2018 — 31-12-2018: Antal	01-08-2018 — 31-12-2018: Andel (%)
Meget tit	11	14
Tit	23	28
En gang imellem	29	36
Sjældent	15	19
Aldrig	3	4
Total	81	-



01-08-2018 — 31-12-2018; Gennemsnit: 3,4, spredning: 1,1

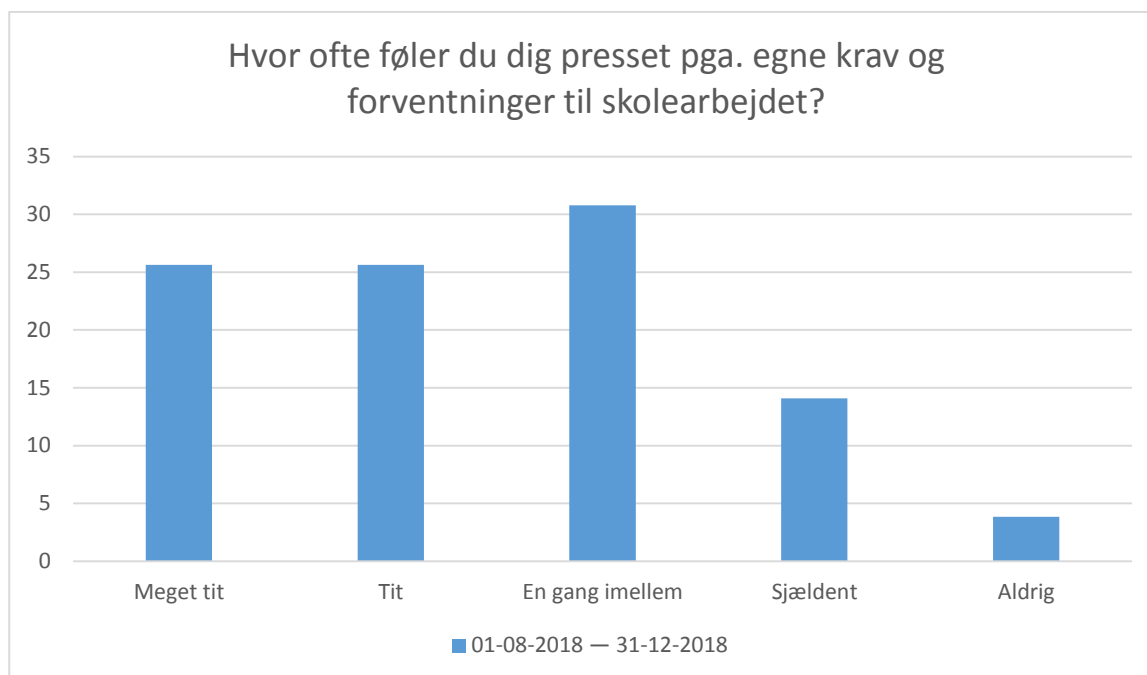
Svarmulighed	01-08-2018 — 31-12-2018: Antal		01-08-2018 — 31-12-2018: Andel (%)	
Meget tit		17		21
Tit		22		27
En gang imellem		23		28
Sjældent		16		20
Aldrig		3		4
Total		81		-





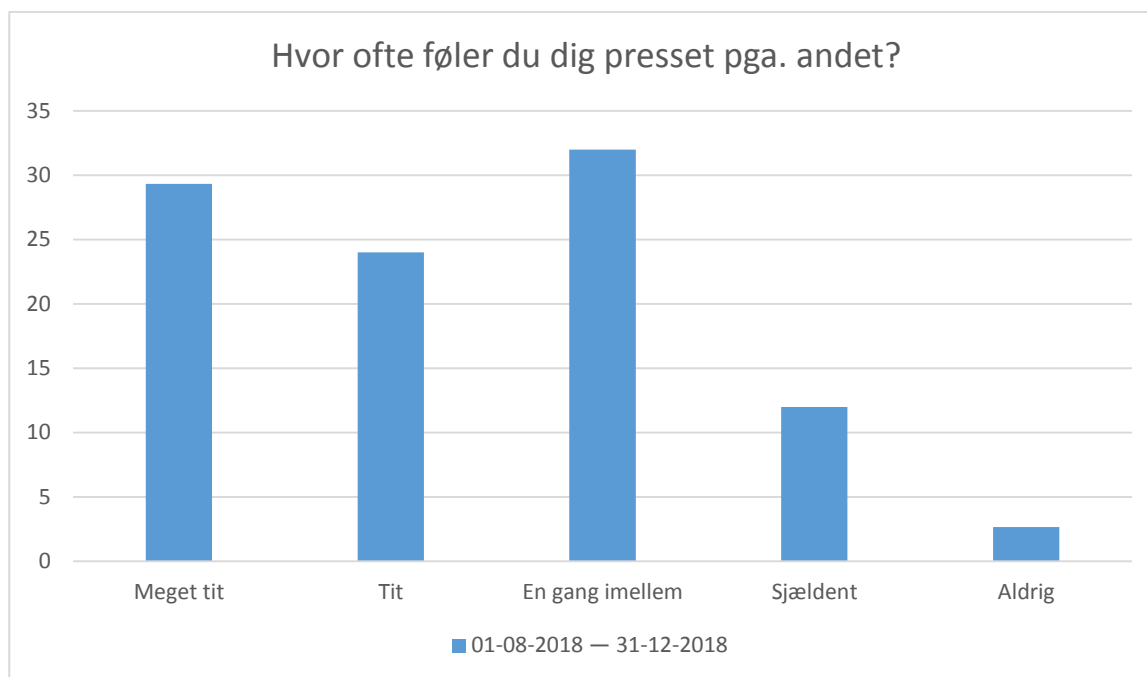
01-08-2018 — 31-12-2018; Gennemsnit: 2,8, spredning: 1,4

Svarmulighed	01-08-2018 — 31-12-2018: Antal	01-08-2018 — 31-12-2018: Andel (%)
Meget tit	12	15
Tit	12	15
En gang imellem	21	27
Sjældent	16	21
Aldrig	17	22
Total	78	-



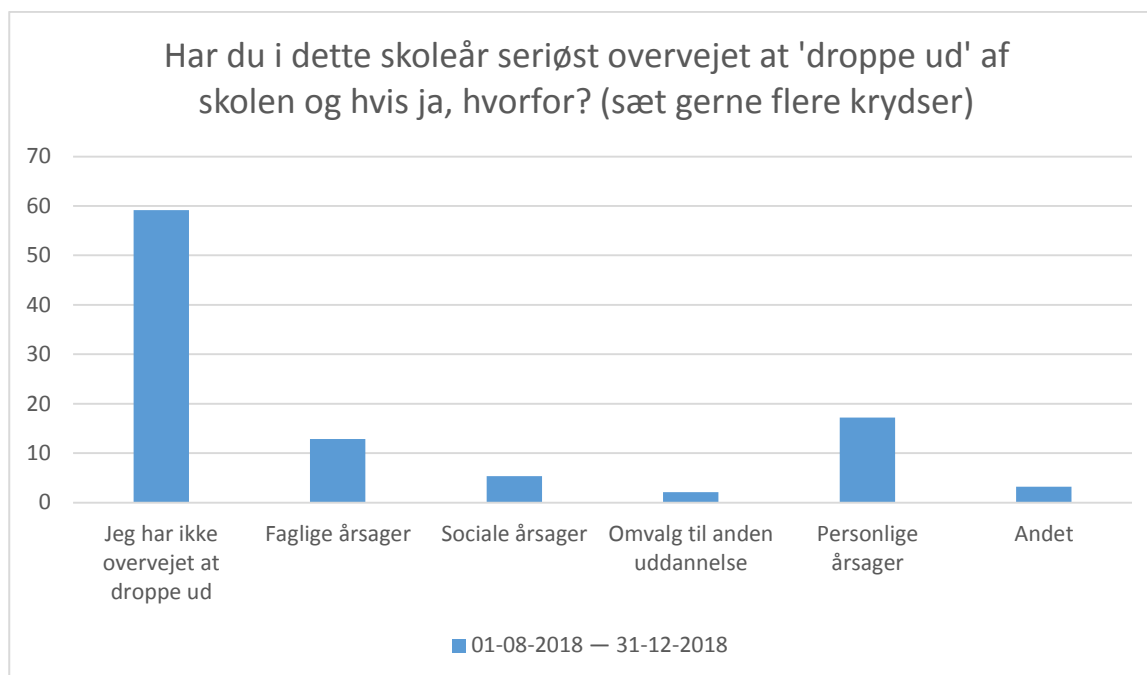
01-08-2018 — 31-12-2018; Gennemsnit: 3,6, spredning: 1,1

Svarmulighed	01-08-2018 — 31-12-2018: Antal		01-08-2018 — 31-12-2018: Andel (%)	
Meget tit		20		26
Tit		20		26
En gang imellem		24		31
Sjældent		11		14
Aldrig		3		4
Total		78		-



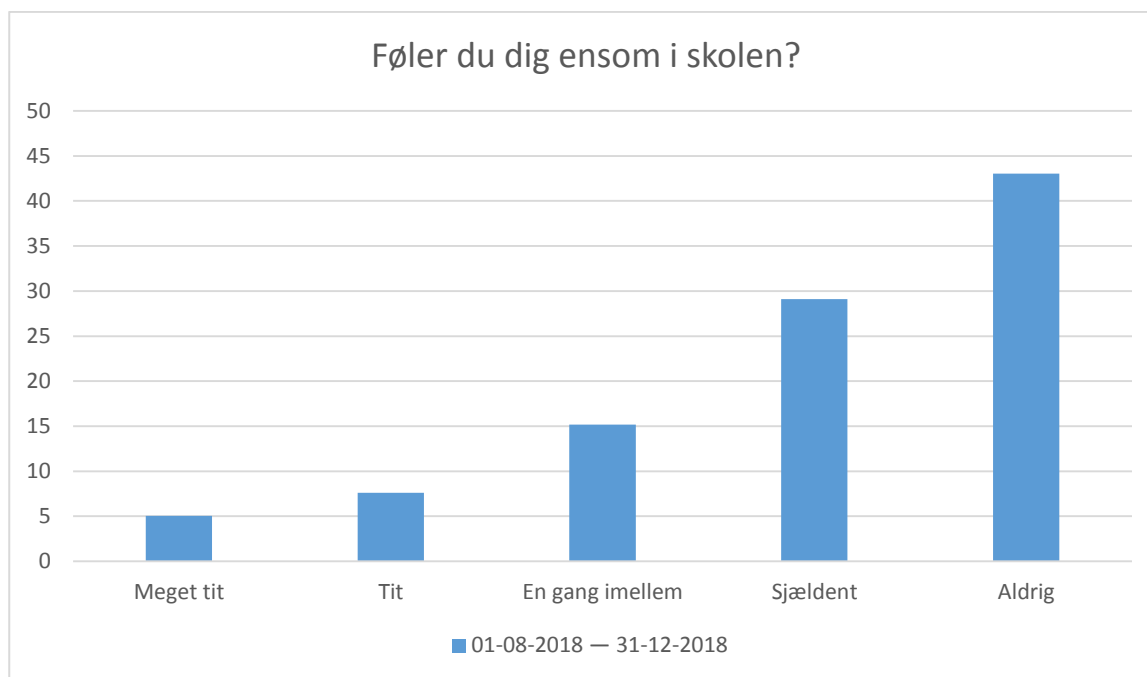
01-08-2018 — 31-12-2018; Gennemsnit: 3,7, spredning: 1,1

Svarmulighed	01-08-2018 — 31-12-2018: Antal		01-08-2018 — 31-12-2018: Andel (%)	
Meget tit		22		29
Tit		18		24
En gang imellem		24		32
Sjældent		9		12
Aldrig		2		3
Total		75		-



01-08-2018 — 31-12-2018; Gennemsnit og spredning kan ikke beregnes.

Svarmulighed	01-08-2018 — 31-12-2018: Antal		01-08-2018 — 31-12-2018: Andel (%)	
Jeg har ikke overvejet at droppe ud	55	59	59	59
Faglige årsager	12	13	13	13
Sociale årsager	5	5	5	5
Omvalg til anden uddannelse	2	2	2	2
Personlige årsager	16	17	17	17
Andet	3	3	3	3
<b>Total</b>	<b>93</b>	<b>-</b>	<b>-</b>	<b>-</b>

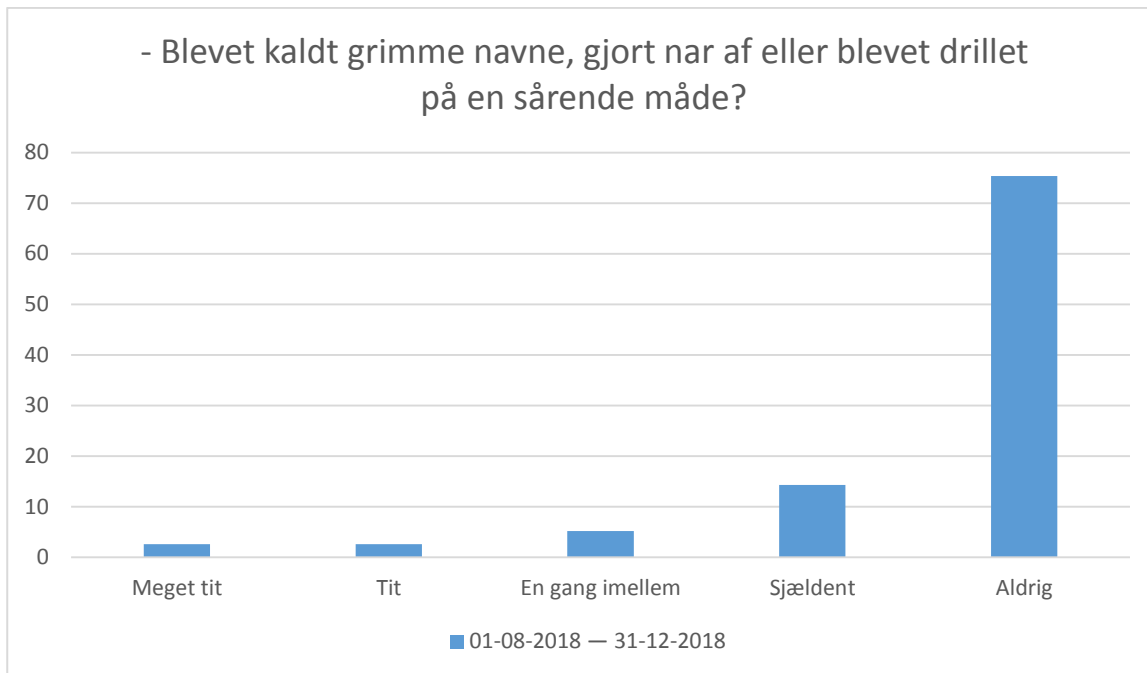


01-08-2018 — 31-12-2018; Gennemsnit: 2, spredning: 1,2

Svarmulighed	01-08-2018 — 31-12-2018: Antal	01-08-2018 — 31-12-2018: Andel (%)
Meget tit	4	5
Tit	6	8
En gang imellem	12	15
Sjældent	23	29
Aldrig	34	43
Total	79	-

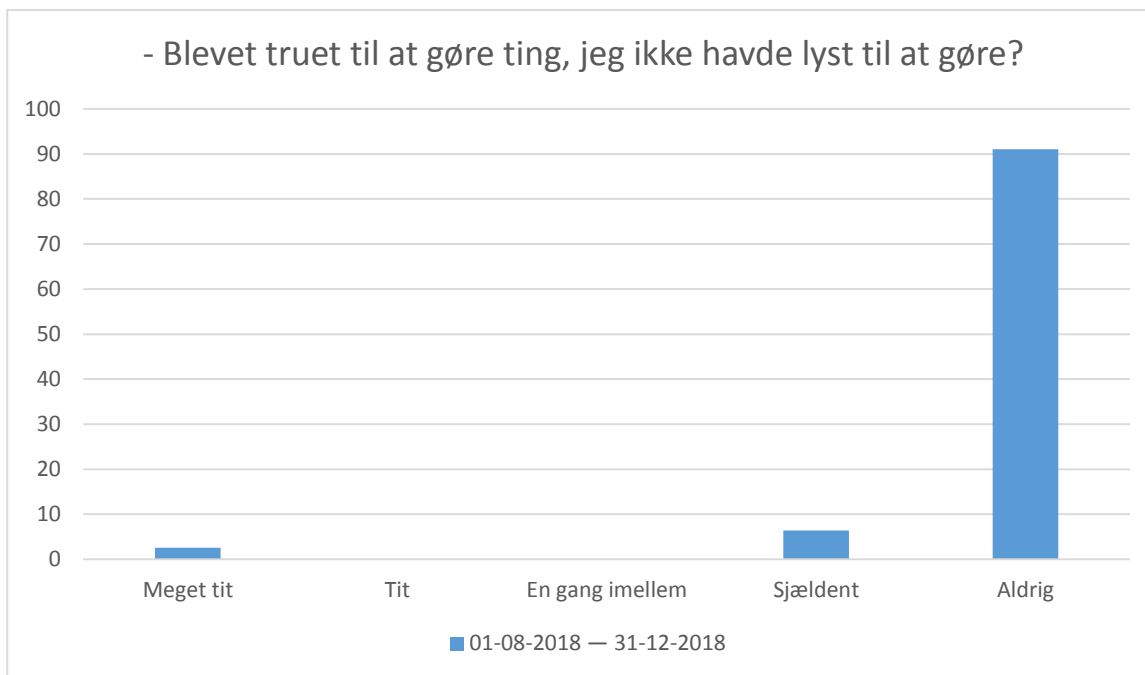
## Afsnit H

I hvilket omfang er du det seneste år blevet udsat for følgende af andre elever eller ansatte på skolen?



01-08-2018 — 31-12-2018; Gennemsnit: 1,4, spredning: 0,9

Svarmulighed	01-08-2018 — 31-12-2018: Antal	01-08-2018 — 31-12-2018: Andel (%)
Meget tit	2	3
Tit	2	3
En gang imellem	4	5
Sjældent	11	14
Aldrig	58	75
Total	77	-



01-08-2018 — 31-12-2018; Gennemsnit: 1,2, spredning: 0,7

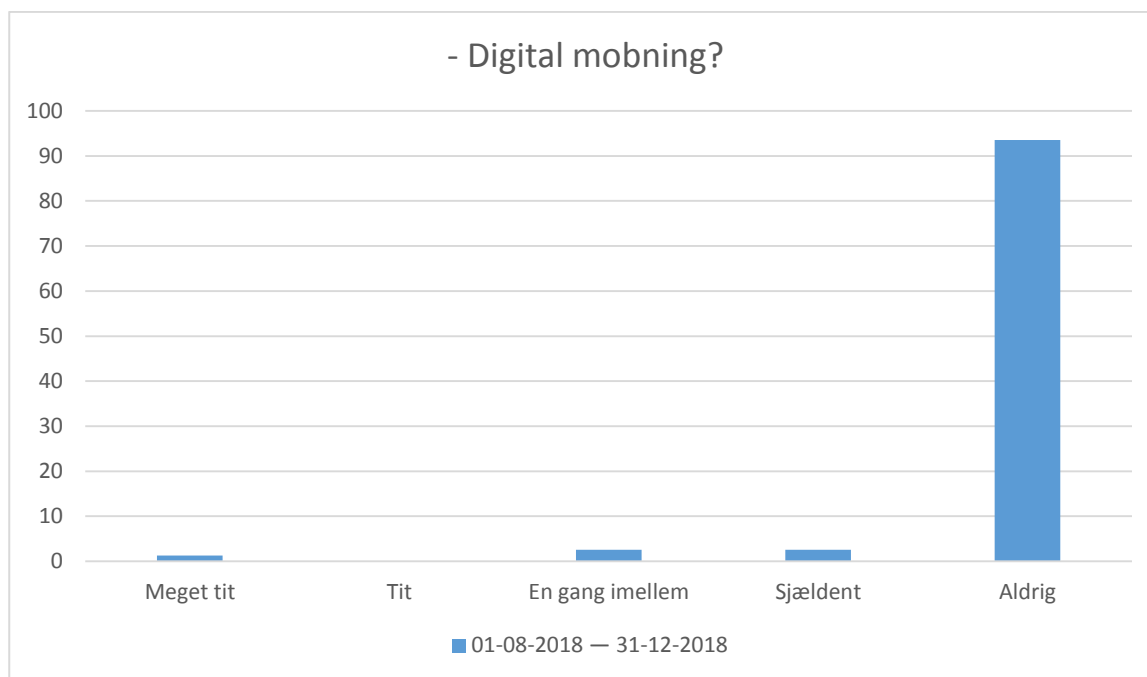
Svarmulighed	01-08-2018 — 31-12-2018: Antal		01-08-2018 — 31-12-2018: Andel (%)	
Meget tit	2		3	
Tit	0		0	
En gang imellem	0		0	
Sjældent	5		6	
Aldrig	71		91	
Total	78		-	





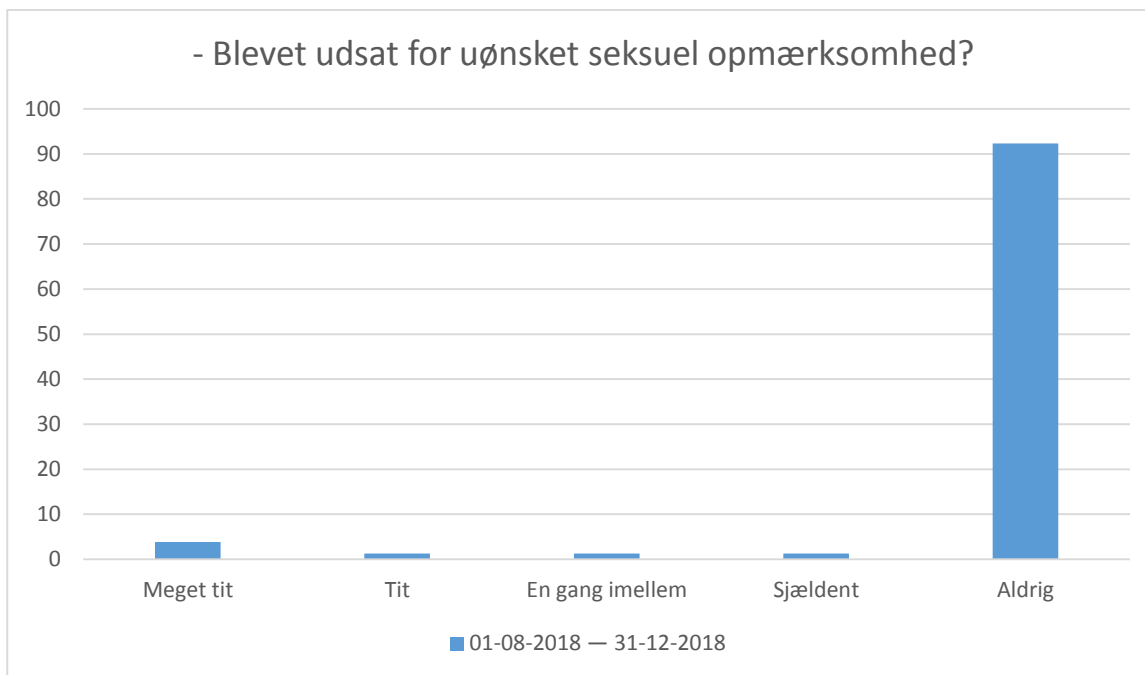
01-08-2018 — 31-12-2018; Gennemsnit: 1,4, spredning: 0,9

Svarmulighed	01-08-2018 — 31-12-2018: Antal		01-08-2018 — 31-12-2018: Andel (%)	
Meget tit	2	3	3	3
Tit	2	3	3	3
En gang imellem	4	5	5	5
Sjældent	9	11	11	11
Aldrig	62	78	78	78
Total	79	-	-	-



01-08-2018 — 31-12-2018; Gennemsnit: 1,1, spredning: 0,6

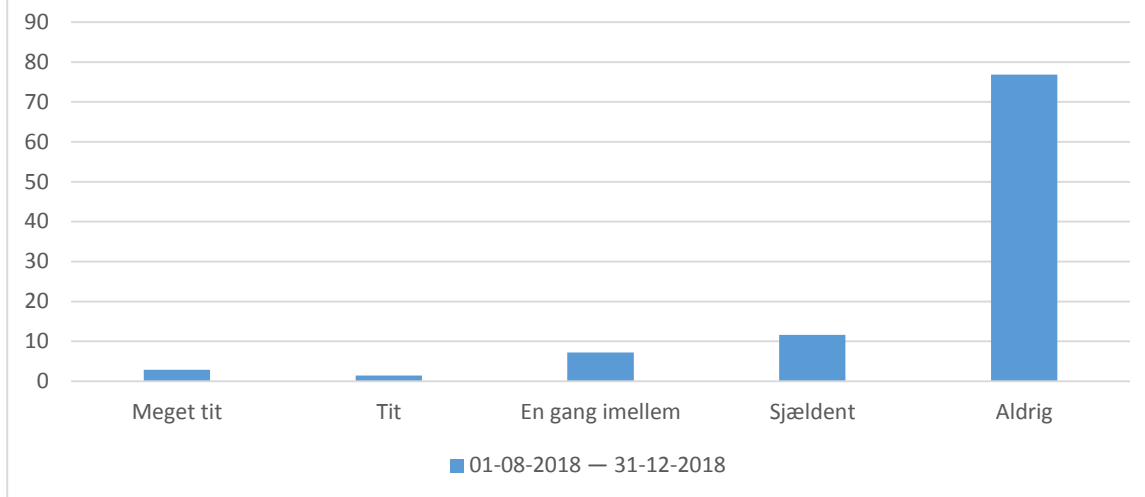
Svarmulighed	01-08-2018 — 31-12-2018: Antal		01-08-2018 — 31-12-2018: Andel (%)	
Meget tit	1		1	
Tit	0		0	
En gang imellem	2		3	
Sjældent	2		3	
Aldrig	72		94	
Total	77		-	



01-08-2018 — 31-12-2018; Gennemsnit: 1,2, spredning: 0,9

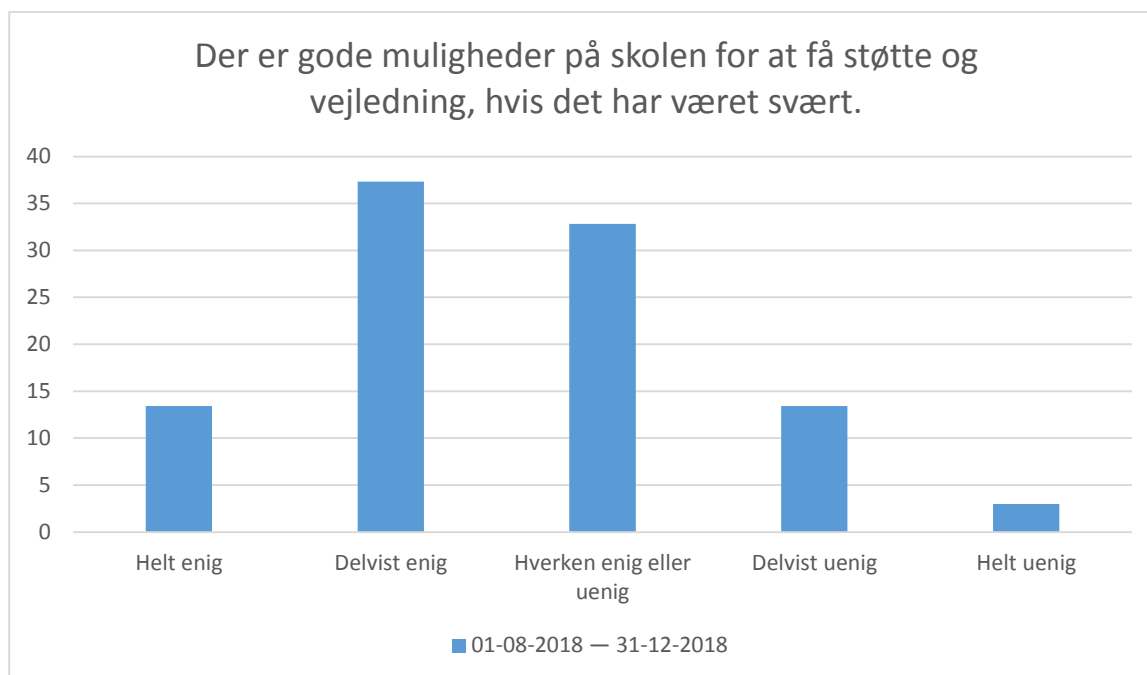
Svarmulighed	01-08-2018 — 31-12-2018: Antal	01-08-2018 — 31-12-2018: Andel (%)
Meget tit	3	4
Tit	1	1
En gang imellem	1	1
Sjældent	1	1
Aldrig	72	92
Total	78	-

I hvilket omfang har du det seneste år oplevet, at elever eller ansatte på skolen er blevet presset til at gøre ting, som de ikke havde lyst til at gøre?



01-08-2018 — 31-12-2018; Gennemsnit: 1,4, spredning: 0,9

Svarmulighed	01-08-2018 — 31-12-2018: Antal	01-08-2018 — 31-12-2018: Andel (%)
Meget tit	2	3
Tit	1	1
En gang imellem	5	7
Sjældent	8	12
Aldrig	53	77
Total	69	-



01-08-2018 — 31-12-2018; Gennemsnit: 3,4, spredning: 1

Svarmulighed	01-08-2018 — 31-12-2018: Antal		01-08-2018 — 31-12-2018: Andel (%)	
Helt enig	9	25	13	37
Delvist enig	22	33	13	33
Hverken enig eller uenig	9	13	13	13
Delvist uenig	2	3	3	3
Helt uenig	67	-	-	-
Total				